

# AN INTERIM STUDY OF THE PLATES, PAPERS & GUMS

*of the*

## 1937 1¢ MUFTI ISSUE OF CANADA



prepared by  
**Stephen F. Prest**

**November 2005**

**An Interim Study of the Plates, Papers & Gums of the 1937-38 Stamps of Canada**  
**The 1¢ Mufti Issue of Canada**

**Table of Contents**

	Page
Summary .....	3
Introduction .....	3
Plate Numbers .....	4
Control Numbers .....	4
Production Methodology .....	4
Papers .....	6
Gums .....	8
Other Features .....	9
Appendix 1 .....	10

**BNAPS George VI Study Group**

This Study Paper first appeared in part in Issue 7 (July - Dec 2005) of the BNAPS George VI Study Group newsletter, “The King George VI Post & Mail”. The aim of this paper and the BNAPS George VI Study group is to promote research into the postage stamps and postal history of the stamps produced and used by Canada and Newfoundland during the reign of King George VI between 1937 and 1952. The author acknowledges the comments and support of members of the Study Group and their encouragement to publish this Study Paper.

## **An Interim Study of the Plates, Papers & Gums of the 1937-38 Stamps of Canada**

### **The 1¢ Mufti Issue of Canada**

#### **Summary**

A study of visually observable differences of the plates, papers and gums of some 215 plate blocks of the 1937 1¢ Mufti stamp has been undertaken. An approximate time line for the production of the eleven 1¢ Mufti printing plates between 1937 and 1941 is postulated based on analysis of Post Office Control Number information. This study suggests that the Narrow Selvedge variety plate blocks were predominantly produced in the 1937-38 period. Four types of paper, Ribbed, Wove (diagonally), Hatched and Regular, have been identified by visual observation of differences in physical characteristics of paper texture. Similarly, three types of gum have been visually identified, namely Streaky, Mottled and Smooth.

Ribbed, Hatched and Regular Papers appear to have been used in the initial production of the 1¢ Mufti stamps but their use appears to have fallen away by 1941. Wove paper appears to have been introduced in 1938-39 and its relative use in production grew in importance from 1940 onwards. All Ribbed Paper examples examined in the survey had Streaky Gum in colour ranging from light honey to amber. Wove Paper examples predominantly exhibit Smooth Gum with a slight yellowish colouration.

Further study is required to confirm that the observed differences between Hatched (and possibly Regular) versus Ribbed Papers are significant or otherwise caused by differences in paper thicknesses. Similarly, further study is also indicated to confirm the whether the observed differences between Streaky and Mottled Gum is significant and to confirm time based and other production parameters cited in this study.

#### **Introduction**

Some years ago, the author purchased his first “matched sets” of low value Mufti plate blocks from a well regarded dealer in Canadian stamps. Upon receiving the lot, the author was somewhat surprised to find these sets seemed to be anything but “matched”. While each set comprised the expected four corner blocks, the blocks themselves exhibited selvedge of varying widths and a variety of different paper and gum types. A quick review of a number of reference sources revealed the author was not the first to observe these differences (brown gum, ribbed, laid paper etc).

And so, with interest piqued, the author set about accumulating plate blocks of the 1937 Mufti’s and their companion 1938 Pictorials to achieve a sufficient quantity to analyze variations in papers, gums and other aspects of these stamps.

Given the exigencies of war time, it is understandable that the printer of these stamps, the Canadian Bank Note Co. Ltd (CBNC), would likely need to rely upon a number of sources for its printing papers. However, limited research seems to have been conducted into this aspect of the production of Canadian stamps during the Mufti period. This current study paper serves to initiate a basis upon such research might start. This paper should not be viewed as definitive as much still needs to be done for reasons outlined below:

- The data and preliminary conclusions presented below are based on the author’s analysis of a limited sample of some 215 1¢ Mufti Plate Blocks corners held in his collection. While these examples have been accumulated in a random fashion over a twenty year period, they may or may not be representative of the whole of the production of these stamps.
- Only a limited literature review on this subject has been conducted to date and there may well exist published information of which the author is currently unaware that will shed further light on the matters raised in this study paper.
- The author has limited knowledge of the actual manufacturing methods employed by CBNC to produce these stamps. Certain observations developed in the body of this paper may well need to be amended as further information about printing methods is obtained.
- To date, Post Office Archives, which may shed additional light on the subjects discussed in this paper, have not been researched by the author.

Notwithstanding these limitations, the author is hopeful that the information and preliminary conclusions presented below will stimulate further discussion and discovery on the part of other Study Group Members. This paper, with its focus on the 1¢ Mufti, is the first of a series that will cover other Mufti denominations and the 1938 Pictorials.

## Plate Numbers

Eleven different plates were used for the production of the 1¢ Mufti over the 1937 - 42 period. Post Office records indicate some 1.44 billion stamps were printed by the Canadian Bank Note Co. Ltd. The first day of issue was April 1, 1937.

The author is not aware of records indicating the periods of use or the number of sheets produced from each of the eleven 1¢ Mufti plates. It would seem from first order analysis of the data described in this paper, the plates came into use sequentially over time in ascending plate number order. This aspect needs further study as time and access to Post Office Archives permit but known records related to plate block Control do provide some guidance.

## Control Numbers

Each lower left plate block printed by CBNC during the Mufti period contains a “Control Number” printed in the left hand margin. T.B Higginson’s<sup>(1)</sup> article on this subject provides a detailed listing of Control Numbers found on George VI Stamps of Canada. An important observation in his article concerns the Post Office’s confirmation that control numbers between 500 and 1400 were used for postage work. Some of the numbers in this range were used for printing plates and appear on the lower left selvedge of Mufti and other sheet stamps, while others were assigned to other phases of postage work.

Tabulating Higginson’s data to take into account the Control Numbers found on the 1937 Coronation, the 1938 Pictorials, the 1939 Royal Visit and the first War Issue stamps, and, assuming that the Post Office Control Numbers were used sequentially over time, one can estimate the likely time period each of the Mufti 1¢ plates were produced as follows.

<u>Mufti 1¢ Plate Nos.</u>	<u>Time Period</u>
1, 2, 3 & 4	Winter 1937
5	Summer – Fall 1938
6	Fall 1938 – Winter 1939
7 & 8	Winter 1939
9	Fall 1939
10 & 11	1941

While printings from these plates could take place at any interval following the time periods noted above, this pattern of dates provides a useful framework against which other observed changes in the papers and gums of the 1¢ Mufti can be considered.

## Production Methodology – Normal and Narrow Selvedges

The production method for the 1937 low value Mufti stamps involved the printing of a sheet comprising 400 images assembled in four panes of 100 stamps of 10 rows and columns each separated by unprinted gutters. The sheets of 400 were slit through the gutters to create the individual panes of 100 stamps. The printer’s inscription and Plate Number were printed along the top and bottom selvedge generally above (or below) the first two columns of stamps at the four furthest corners of the sheet. This resulted in each pane having an inscription in the selvedge which identifies the pane position within the sheet as illustrated below.

### Normal Selvedge

Lower Left  
Plate No. 10  
with  
Post Office  
Control No.  
968A



Lower Right  
Plate No. 11



Panes were then subject to a perforation process. All Mufti stamps were line perforated 12 gauge with the perforations extending through the sheet selvage. The author is not aware of any regular perforation varieties having been reported on the 1¢ Mufti.


One very noticeable variation however are the so-called Narrow and Very Narrow Selvage varieties of panes of Mufti stamps. For the purposes of this study, selvage width is measured from the centre line of the marginal perforations to the outside edge of the selvage. Typically the Top, Bottom and Side selvage are 5 mm wider for the Normal versus the Narrow Selvage plate blocks as shown on the table below. Two Plate No. 2 plate blocks in the author’s collection, one Upper Right and the other Lower Right, exhibit side selvage of the Very Narrow type, measuring only 3.5 mm in width.

	<u>Selvage Width in mm</u>	
	<u>Top/Bottom</u>	<u>Sides</u>
Normal Selvage	14 to 18	12 to 13
Narrow Selvage	9 to 10	7 to 8
Very Narrow Selvage	9 to 10	3.5

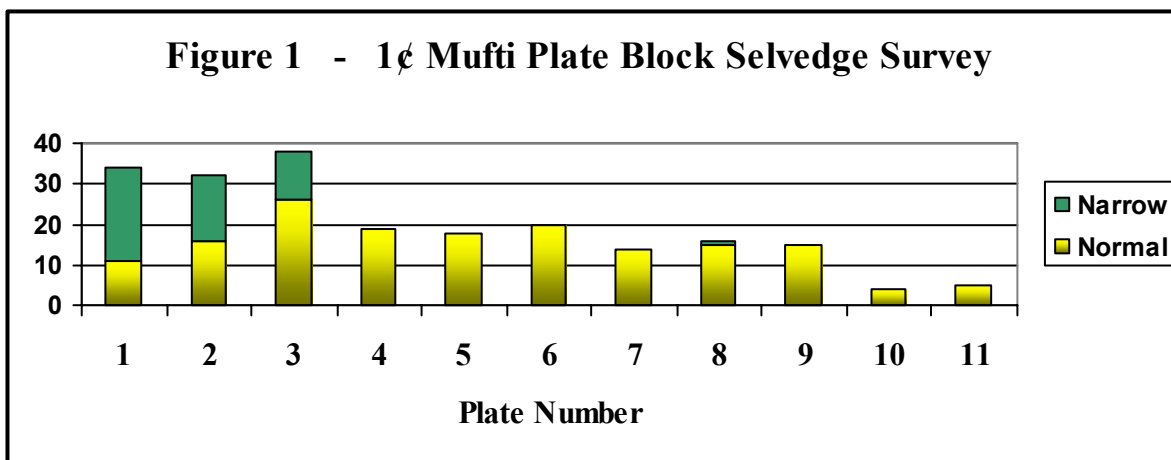
Narrow Selvage



Very Narrow Selvage



About 25% of the author’s collection of 1¢ Mufti plate blocks exhibit Narrow selvage. However as can be seen from data below, all but one of the 52 plate blocks in the author’s collection are found on Plates 1, 2 & 3.



To date the author has not identified reference sources that would explain how the Narrow selvedge variety arose. The possibility exists that some of paper stock available to the printer in the early part of the Mufti period measured some 10 mm less in width and height, thus creating a situation where these sheets, when centred on the printing machine, would yield panes with the observed selvedge of some 5 mm less in width and height. The Very Narrow variety could have been caused by placing the narrow sheet to the left of centre on the printing machine thus resulting in the very narrow selvedge on the right hand side and normal width margins on the left hand side.

While further research is indicated before final conclusions can be drawn on the matter of Normal vs. Narrow margins, it would appear from the time line analysis on plate production presented earlier, the CBNC production of 1¢ Mufti stamps was based on wider paper from the second half of 1938 as Plate Nos. 5 & 6 were being introduced into service.

### Narrow Selvedge



**Narrow Selvedge  
Lower Left  
Plate No. 3  
with  
Post Office  
Control No. 906  
inscription in left  
hand selvedge  
partially cut-off.**

### Papers

It has long been recognized that the Mufti stamps were apparently printed on a number of different papers. On examining the examples in his 1¢ Mufti collection, the author has categorized the collection into four main paper types as defined by visual characteristics of the paper “weave” as illustrated below.



**Wove**



**Ribbed**



**Hatched**



**Regular**

### Wove Paper

Wove Paper can be identified by holding the plate block directly to the light such that light passes through the selvedge. Wove paper will show itself as a diagonally weave pattern like that illustrated above. The wove pattern can generally be determined by observing the stamp from either side but usually the pattern is seen most clearly from the gummed side.

### Ribbed Paper

When held at an angle to the light, Ribbed Paper can readily be identified by the horizontal striations or lines of thicker paper which are clearly visible on the printed (non-gummed) surface of the stamp. The horizontal lines usually are visible across the full length of the selvedge being observed. Often these horizontal lines are so pronounced that they are immediately visible as a “lined” surface on the selvedge of the non-gummed side of the plate block.

### Hatched Paper

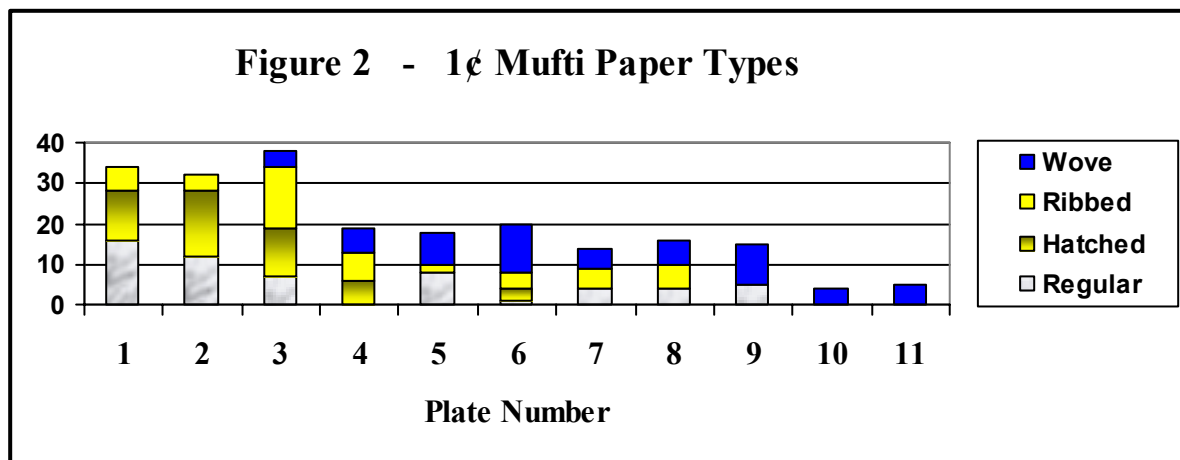
Hatched Paper exhibits a very light (and usually partial) horizontal ribbed effect when observed from the gummed side held directly to the light. This paper type is distinguished from Ribbed Paper by the presence of faint vertical lines creating a slight hatched effect, the weave of the paper in this case comprising vertical and horizontal lines.

### Regular Paper

Regular Paper as illustrated above can best be described as having no discernable pattern when held directly to the light. Rather Regular Paper has randomly spaced lighter or darker areas much like one would see when observing a mixed grey cloudy sky.

As a general comment, it is entirely possible that Hatched Paper (and possibly also Regular Paper) is a thicker variety of Ribbed Paper where the extra thickness of the paper diminishes the horizontal ribbing effect one sees in Ribbed Paper. Further study, possibly in the way of surface spectral analysis to determine the composition of papermaking ingredients and whether these can be related to other observable differences in paper types, is indicated on this aspect before final conclusions can be drawn.

Figure 2 depicts the number of each of the four defined paper types identified in the eleven 1¢ Mufti plate numbers examined in this current study.

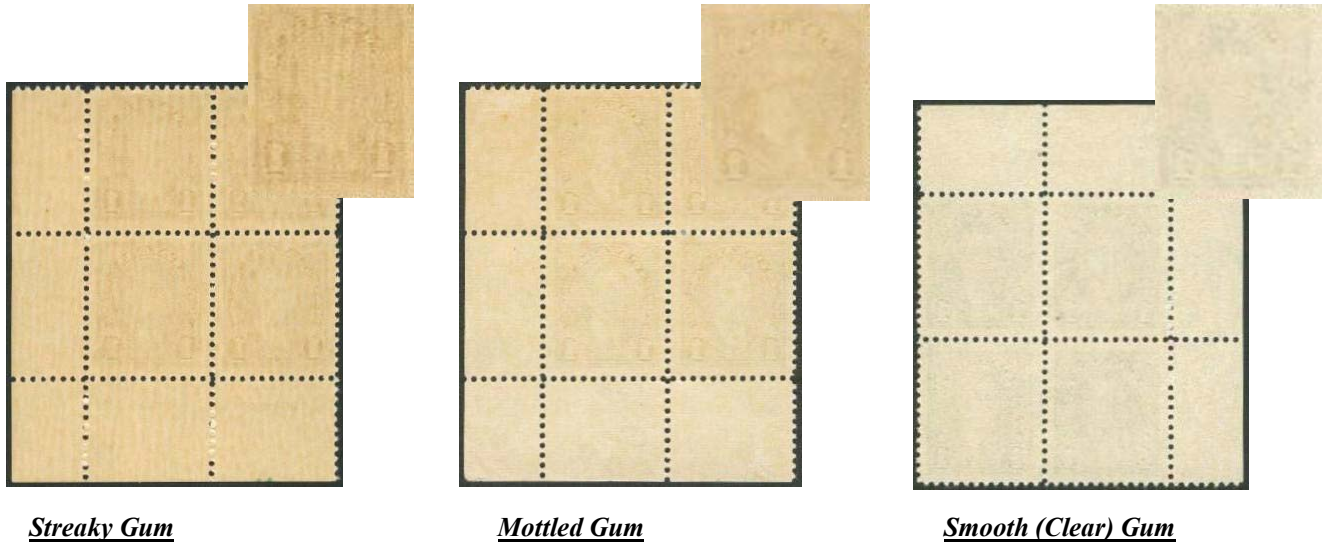


A number of trends are evident. The Ribbed and Hatched Paper examples represent some 45 % of the total plate blocks under study. It would appear that stocks of these papers were exhausted by 1941 as there is but one example of this type of paper appearing among the Plate Nos. 9, 10 & 11 blocks examined in this study. A similar pattern is observed with the Regular Paper type.

The Wove Paper would seem to have been first introduced sometime in 1938 given its general absence from the Plate Nos. 1, 2, & 3 examples in this survey. It would also seem that by 1941, only Wove Paper was being used in the production of the 1¢ Mufti stamps although this conclusion must be considered as preliminary given the relative small number of Plate Nos. 10 & 11 available for this study.

## **Gum Types**

There appears to be three main gum types appearing on the back of the 1¢ Mufti plate block examples evaluated in this study; streaky amber, mottled amber and shiny yellow-tone gum. There is great variation in the appearance of the gummed surface of the 1¢ Mufti stamps studied in this survey. Gum colour can range from dark amber-brown to light honey for the Streaky and Mottled Amber gum types. The Shiny gum type ranges from creamy off-white to light honey. The examples of these gums illustrated below have been selected to emphasize the textures of the three gum types.



### **Streaky Gum**

Streaky Gum can be readily identified as vertical striations of gum texture and thickness running vertically from top to bottom of the stamp. The coloration of Streaky Gum can run from light honey to dark amber (brownish). In the case of the 1¢ Mufti plate blocks reviewed for this survey, all examples reveal a shiny surface when held at an angle to the light and the colour ranged from light honey to amber.

### **Mottled Gum**

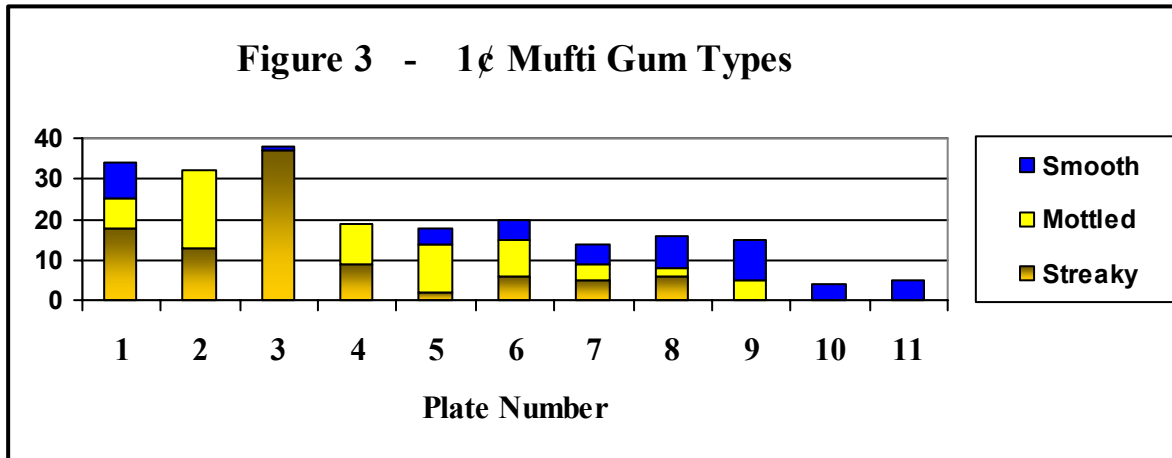
Mottled Gum appears to be a variation of Streaky Gum but instead of regular vertical striations, Mottled Gum does not present a regular pattern but rather a mosaic of areas of more or less gum. As with Streaky Gum, all Mottled Gum examples studied for this survey revealed a shiny surface when held at an angle to the light and the colour ranged from light honey to amber.

### **Smooth Gum**

Smooth Gum shows no discernible pattern of gum thickness or intensity. While the surface appears shiny when held at an angle to the light, the colour is very light yellow presenting a slightly “off-white” darker shade as compared to the non-gummed (printed) surface of the plate block. As such, this “off-white” appearance suggests a somewhat different gum type than the “clear” shiny gums one finds on stamps issued later in the KGV period. There were no examples of Smooth amber or “brownish” gum identified in the survey.

Figure 3 depicts the number of each of the three defined gum types identified in the eleven 1¢ Mufti plate numbers examined in this current study.





As with papers, a number of trends are evident. First Streaky and Mottled gums predominate among examples of the early plates 1 through 6 but become relatively less important with the later plates. It is notable that all 49 examples of Ribbed Paper surveyed in this study had Streaky Gum. Similarly, about half of the 47 Hatched Paper examples had Streaky Gum. Only 6 of the 60 Wove Paper examples had Streaky Gum, four Plate 3 and two Plate 6 examples. It would appear that stocks of papers with Streaky Gum were exhausted by 1941 as there are no examples of this type of gum appearing among the Plate Nos. 9, 10 & 11 blocks, a similar pattern as observed with the Regular Paper type.

Smooth Gum examples generally begin to appear with production associated with the later plates. About 70% of the 51 Smooth Gum examples are associated with Wove Paper with the balance, Regular Paper. There are no examples identified to date of Ribbed or Hatched Paper having Smooth Gum. The nine Plate No. 1 Smooth Gum examples are all associated with Regular Paper having Narrow selvage.

Of the 68 examples of Mottled Gum identified in this survey, these are about one third each associated with Regular, Hatched and Wove Papers respectively. Again as with Streaky Gum, use of paper stock with Mottled gum appears to have been in the early part of the period.

## **Other Features**

### **Paper Colouration & Varieties**

Paper colouration noted in the 1¢ Mufti plate block examples in the author's collection are various shades of "off-white". There are no examples similar to the "whitish" papers one finds in later issues of the King George VI reign. Further, no examples were identified in this survey of fugitive ink colourations of the paper such as the aniline ink variety of the 1938 \$1 Chateau de Ramezey Pictorial or the "rose" paper variety of the 3¢ Mufti.

### **Thin Paper**

There was one Thin Paper example, Upper Right Pl. No. 8, identified in the study. This example is distinguished by the sharp definition of the printing plate impression reverse image and the noticeable green shading of the stamps when viewed from the back.

### **Detailed Data Base**

Appendix 1 contains the detailed data base of visual observations for the plate blocks used to develop this current study of the Plates, Papers and Gums of the 1¢ Mufti.

## **Bibliography**

- (1) "Control Numbers on George VI Stamps of Canada" by T.B. Higginson, BNA TOPICS Vol. 9 (Whole No. 89, March 1952), Pages 66 to 71

**An Interim Study of the Plates, Papers & Gums of the 1937-38 Stamps of Canada****The 1¢ Mufti Issue of Canada****Appendix 1****Table of Contents**

	Page
Estimated Production Plate Periods .....	11
Selvedge Width - Summary Data Base .....	12
Paper Type - Summary Data Base .....	13
Gum Type - Summary Data Base .....	14
Individual Plate No. Data sheets .....	15 - 28

## 1937 1¢ Mufti

Control Number - Estimated Plate Production Periods

Stamps	1¢ Mufti Plate Nos.	Control Numbers	Estimated Period when Plate were Produced
1¢ Mufti	1, 2, 3 & 4	906	Winter 1937
3¢ Coronation		946	Winter - Spring 1937
1938 Pictorials		1132 to 1137	Winter - Spring 1938
1¢ Mufti	5	1263	<i>Summer - Fall 1938</i>
1¢ Mufti	6	1324	<i>Fall 1938 - Winter 1939</i>
1¢ Mufti	7 & 8	1329	<i>Winter 1939</i>
1939 Royal Visit		1358 to 513A	Winter - Spring 1939
1¢ Mufti	9	847A	<i>Fall 1939</i>
1¢ Mufti	10 & 11	968A	<i>1941</i>
1¢ War Issue		1055AA	Second Half 1941

## 1937 1¢ Mufti

Selvedge Width - Summary Data Base

<b>Plate No.</b>	<b>Normal</b>	<b>Narrow</b>	<b>Totals</b>
<b>1</b>	<b>11</b>	<b>23</b>	<b>34</b>
<b>2</b>	<b>16</b>	<b>16</b>	<b>32</b>
<b>3</b>	<b>26</b>	<b>12</b>	<b>38</b>
<b>4</b>	<b>19</b>	<b>0</b>	<b>19</b>
<b>5</b>	<b>18</b>	<b>0</b>	<b>18</b>
<b>6</b>	<b>20</b>	<b>0</b>	<b>20</b>
<b>7</b>	<b>14</b>	<b>0</b>	<b>14</b>
<b>8</b>	<b>15</b>	<b>1</b>	<b>16</b>
<b>9</b>	<b>15</b>	<b>0</b>	<b>15</b>
<b>10</b>	<b>4</b>	<b>0</b>	<b>4</b>
<b>11</b>	<b>5</b>	<b>0</b>	<b>5</b>
<b><i>Total</i></b>	<b><i>163</i></b>	<b><i>52</i></b>	<b><i>215</i></b>

## 1937 1¢ Mufti

Paper Type - Summary Data Base

Plate No.	Ribbed	Wove	Regular	<i>(Hatched)</i>	<i>(Cloudy)</i>	Totals
1	6	-	28	12	16	34
2	4	-	28	16	12	32
3	15	4	19	12	7	38
4	7	6	6	6	-	19
5	2	8	8	-	8	18
6	4	12	4	3	1	20
7	5	5	4	-	4	14
8	6	6	4	-	4	16
9	-	10	5	-	5	15
10	-	4	-	-	-	4
11	-	5	-	-	-	5
<i>Total</i>	<i>49</i>	<i>60</i>	<i>106</i>	<i>47</i>	<i>59</i>	<i>215</i>

## 1937 1¢ Mufti

Gum Type - Summary Data Base

Plate No.	Mottled	Streaky	Yellowed Smooth	Totals
1	7	18	9	34
2	19	13	-	32
3	-	37	1	38
4	10	9	-	19
5	12	2	4	18
6	9	6	5	20
7	4	5	5	14
8	2	6	8	16
9	5	-	10	15
10	-	-	4	4
11	-	-	5	5
<i>Total</i>	<i>68</i>	<i>96</i>	<i>51</i>	<i>215</i>

**1 Cent Mufti - Plate No. 1 (Normal Selvedge)**

DESCRIPTION	UL	UR	LL	LR	Total	Paper	
						Hatched	Regular (Cloudy)
REGULAR PAPER, MOTTLED AMBER GUM Top/Bottoms 14 - 17; Sides 12 mm +/- 1mm	-	-	-	1	1	-	1
REGULAR PAPER, STREAKY AMBER GUM Top/Bottoms 14 - 17; Sides 12 mm +/- 1mm	-	1	-	-	1	-	1
REGULAR PAPER, YELLOWED SMOOTH GUM Top/Bottoms 14 - 17; Sides 12 mm +/- 1mm	-	-	-	-	-	-	-
HATCHED PAPER, MOTTLED AMBER GUM Top/Bottoms 14 - 17; Sides 12 mm +/- 1mm	1	2	2	1	6	6	-
HATCHED PAPER, STREAKY AMBER GUM Top/Bottoms 14 - 17; Sides 12 mm +/- 1mm	-	-	-	-	-	-	-
RIBBED PAPER, MOTTLED AMBER GUM Top/Bottoms n/a; Sides n/a mm	-	-	-	-	-	-	-
RIBBED PAPER, STREAKY AMBER GUM Top/Bottoms 18; Sides 13 mm +/- 1mm	-	-	1	2	3	-	-
RIBBED PAPER, YELLOWED SMOOTH GUM Top/Bottoms n/a; Sides n/a mm	-	-	-	-	-	-	-
WOVE PAPER, MOTTLED AMBER GUM Top/Bottoms n/a; Sides n/a mm							
WOVE PAPER, STREAKY AMBER GUM Top/Bottoms n/a; Sides n/a mm							
WOVE PAPER, YELLOWED SMOOTH GUM Top/Bottoms n/a; Sides n/a mm							
<b>Total Normal Selvedge</b>	<b>1</b>	<b>3</b>	<b>3</b>	<b>4</b>	<b>11</b>	<b>6</b>	<b>2</b>
<i>Total Narrow Selvedge (following page)</i>	<i>5</i>	<i>7</i>	<i>4</i>	<i>7</i>	<i>23</i>	<i>6</i>	<i>14</i>
<b>Total Plate No. 1 - 1 cent Mufti</b>	<b>6</b>	<b>10</b>	<b>7</b>	<b>11</b>	<b>34</b>	<b>12</b>	<b>16</b>

Notes: All 3 Ribbed Paper examples (Normal Selvedge Plate No. 1) are visible from the front un-gummed side of the stamp.  
No examples of Wove Paper observed among Plate No. 1 examples.

**1 Cent Mufti - Plate No. 1 (Narrow Selvedge)**

DESCRIPTION	UL	UR	LL	LR	Total	Paper	
						Hatched	Regular (Cloudy)
REGULAR PAPER, MOTTLED AMBER GUM Top/Bottoms 9 - 10; Sides 8 mm +/- 1mm	-	-	-	-	-	-	-
REGULAR PAPER, STREAKY AMBER GUM Top/Bottoms 9 - 10; Sides 8 mm +/- 1mm	-	-	2	3	5	-	5
REGULAR PAPER, YELLOWED SMOOTH GUM Top/Bottoms 9 - 10; Sides 8 mm +/- 1mm	2	5	-	2	9	-	9
HATCHED PAPER, MOTTLED AMBER GUM Top/Bottoms 9 - 10; Sides 8 mm +/- 1mm	-	-	-	-	-	-	-
HATCHED PAPER, STREAKY AMBER GUM Top/Bottoms 9 - 10; Sides 8 mm +/- 1mm	2	1	1	2	6	6	-
RIBBED PAPER, MOTTLED AMBER GUM Top/Bottoms n/a; Sides n/a mm	-	-	-	-	-	-	-
RIBBED PAPER, STREAKY AMBER GUM Top/Bottoms 9 - 10; Sides 8 mm +/- 1mm	1	1	1	-	3	-	-
RIBBED PAPER, YELLOWED SMOOTH GUM Top/Bottoms n/a; Sides n/a mm	-	-	-	-	-	-	-
WOVE PAPER, MOTTLED AMBER GUM Top/Bottoms n/a; Sides n/a mm	-	-	-	-	-	-	-
WOVE PAPER, STREAKY AMBER GUM Top/Bottoms n/a; Sides n/a mm	-	-	-	-	-	-	-
WOVE PAPER, YELLOWED SMOOTH GUM Top/Bottoms n/a; Sides n/a mm	-	-	-	-	-	-	-
<b>Total Narrow Selvedge (Plate 1 - 1 cent Mufti)</b>	<b>5</b>	<b>7</b>	<b>4</b>	<b>7</b>	<b>23</b>	<b>6</b>	<b>14</b>

Notes: All 3 Ribbed Paper examples (Narrow Selvedge Plate No. 1) are visible from the un-gummed side of the stamp.



**1 Cent Mufti - Plate No. 2 (Normal Selvedge)**

DESCRIPTION	UL	UR	LL	LR	Total	Paper	
						Hatched	Regular (Cloudy)
REGULAR PAPER, MOTTLED AMBER GUM Top/Bottoms 14 - 17; Sides 12 mm +/- 1mm	-	-	-	-	-	-	-
REGULAR PAPER, STREAKY AMBER GUM Top/Bottoms 14 - 17; Sides 12 mm +/- 1mm	-	-	-	-	-	-	-
REGULAR PAPER, YELLOWED SMOOTH GUM Top/Bottoms 14 - 17; Sides 12 mm +/- 1mm	-	-	-	-	-	-	-
HATCHED PAPER, MOTTLED AMBER GUM Top/Bottoms 14 - 17; Sides 12 mm +/- 1mm	1	2	3	4	10	10	-
HATCHED PAPER, STREAKY AMBER GUM Top/Bottoms 14 - 17; Sides 12 mm +/- 1mm	1	1	-	-	2	2	-
RIBBED PAPER, MOTTLED AMBER GUM Top/Bottoms n/a; Sides n/a mm	-	-	-	-	-	-	-
RIBBED PAPER, STREAKY AMBER GUM Top/Bottoms 18; Sides 13 mm +/- 1mm	-	1	2	1	4	-	-
RIBBED PAPER, YELLOWED SMOOTH GUM Top/Bottoms n/a; Sides n/a mm	-	-	-	-	-	-	-
WOVE PAPER, MOTTLED AMBER GUM Top/Bottoms n/a; Sides n/a mm	-	-	-	-	-	-	-
WOVE PAPER, STREAKY AMBER GUM Top/Bottoms n/a; Sides n/a mm	-	-	-	-	-	-	-
WOVE PAPER, YELLOWED SMOOTH GUM Top/Bottoms n/a; Sides n/a mm	-	-	-	-	-	-	-
<b>Total Normal Selvedge</b>	<b>2</b>	<b>4</b>	<b>5</b>	<b>5</b>	<b>16</b>	<b>12</b>	<b>0</b>
<i>Total Narrow Selvedge (following page)</i>	<i>4</i>	<i>4</i>	<i>4</i>	<i>4</i>	<i>16</i>	<i>4</i>	<i>12</i>
<b>Total Plate No. 2 - 1 cent Mufti</b>	<b>6</b>	<b>8</b>	<b>9</b>	<b>9</b>	<b>32</b>	<b>16</b>	<b>12</b>

Notes: All 4 Ribbed Paper examples (Normal Selvedge Plate No. 2) are visible from the front un-gummed side of the stamp.  
 No examples of Wove Paper observed among Plate No 2 examples.  
 16 examples of Regular Paper show the "Hatched" effect out of a total of 28 examples.

**1 Cent Mufti - Plate No. 2 (Narrow Selvedge)**

DESCRIPTION	UL	UR	LL	LR	Total	Paper	
						Hatched	Regular (Cloudy)
REGULAR PAPER, MOTTLED AMBER GUM Top/Bottoms 9 - 10; Sides 8 mm +/- 1mm	3	1	3	2	9	-	9
REGULAR PAPER, STREAKY AMBER GUM Top/Bottoms 9 - 10; Sides 8 mm +/- 1mm	-	-	1	1	2	-	2
REGULAR PAPER, STREAKY AMBER GUM <u>Very Narrow Variety</u> Top/Bottoms 9 - 10; Sides 8 mm +/- 1mm	-	-	-	1	1		1
REGULAR PAPER, YELLOWED SMOOTH GUM Top/Bottoms 9 - 10; Sides 8 mm +/- 1mm	-	-	-	-	-	-	-
HATCHED PAPER, MOTTLED AMBER GUM Top/Bottoms n/a; Sides n/a mm	-	-	-	-	-	-	-
HATCHED PAPER, STREAKY AMBER GUM Top/Bottoms 9 - 10; Sides 8 mm +/- 1mm	1	2	-	-	3	3	-
HATCHED PAPER, STREAKY AMBER GUM <u>Very Narrow Variety</u> Top/Bottoms 9 - 10; Sides 8 mm +/- 1mm	-	1	-	-	1	1	-
RIBBED PAPER, MOTTLED AMBER GUM Top/Bottoms n/a; Sides n/a mm	-	-	-	-	-	-	-
RIBBED PAPER, STREAKY AMBER GUM Top/Bottoms n/a; Sides n/a mm	-	-	-	-	-	-	-
RIBBED PAPER, YELLOWED SMOOTH GUM Top/Bottoms n/a; Sides n/a mm	-	-	-	-	-	-	-
WOVE PAPER, MOTTLED AMBER GUM Top/Bottoms n/a; Sides n/a mm	-	-	-	-	-	-	-
WOVE PAPER, STREAKY AMBER GUM Top/Bottoms n/a; Sides n/a mm	-	-	-	-	-	-	-
WOVE PAPER, YELLOWED SMOOTH GUM Top/Bottoms n/a; Sides n/a mm	-	-	-	-	-	-	-
<b>Total Narrow Selvedge (Plate 2 - 1 cent Mufti)</b>	<b>4</b>	<b>4</b>	<b>4</b>	<b>4</b>	<b>16</b>	<b>4</b>	<b>12</b>

Notes: No examples of Narrow Selvedge Plate No. 2 identified with Ribbed Paper  
No examples of Wove Paper observed among Plate No. 2 examples

**1 Cent Mufti - Plate No. 3 (Normal Selvedge)**

DESCRIPTION	UL	UR	LL	LR	Total	Paper	
						Hatched	Regular
REGULAR PAPER, MOTTLED AMBER GUM Top/Bottoms 14 - 17; Sides 12 mm +/- 1mm	-	-	-	-	-	-	-
REGULAR PAPER, STREAKY AMBER GUM Top/Bottoms 14 - 17; Sides 12 mm +/- 1mm	1*	-	-	1	2	-	2
REGULAR PAPER, YELLOWED SMOOTH GUM Top/Bottoms 14 - 17; Sides 12 mm +/- 1mm	-	-	-	-	-	-	-
HATCHED PAPER, MOTTLED AMBER GUM Top/Bottoms 14 - 17; Sides 12 mm +/- 1mm	-	-	-	-	-	-	-
HATCHED PAPER, STREAKY AMBER GUM Top/Bottoms 14 - 17; Sides 12 mm +/- 1mm	-	1	3	1	5	5	-
RIBBED PAPER, MOTTLED AMBER GUM Top/Bottoms n/a; Sides n/a mm	-	-	-	-	-	-	-
RIBBED PAPER, STREAKY AMBER GUM Top/Bottoms 18; Sides 13 mm +/- 1mm	6	2	4	1	13	-	-
RIBBED PAPER, STREAKY AMBER GUM <u>Short Bottom (Narrow) Variety</u> Top/Bottoms 11mm ; Sides 13 mm +/- 1mm	-	-	-	1	1	-	-
RIBBED PAPER, STREAKY AMBER GUM <u>Partial Gum Variety</u> Top/Bottoms 18; Sides 13 mm +/- 1mm	1**	-	-	-	1	-	-
RIBBED PAPER, YELLOWED SMOOTH GUM Top/Bottoms n/a; Sides n/a mm	-	-	-	-	-	-	-
WOVE PAPER, MOTTLED AMBER GUM Top/Bottoms n/a; Sides n/a mm	-	-	-	-	-	-	-
WOVE PAPER, STREAKY AMBER GUM Top/Bottoms 15 - 17; Sides 12 mm +/- 1mm	1*	1	-	2	4	-	-
WOVE PAPER, YELLOWED SMOOTH GUM Top/Bottoms n/a; Sides n/a mm	-	-	-	-	-	-	-
<b>Total Normal Selvedge</b>	<b>9</b>	<b>4</b>	<b>7</b>	<b>6</b>	<b>26</b>	<b>5</b>	<b>2</b>
<b>Total Narrow Selvedge (following page)</b>	<b>2</b>	<b>4</b>	<b>5</b>	<b>1</b>	<b>12</b>	<b>7</b>	<b>5</b>
<b>Total Plate No. 3 - 1 cent Mufti</b>	<b>11</b>	<b>8</b>	<b>12</b>	<b>7</b>	<b>38</b>	<b>12</b>	<b>7</b>

Notes: All 15 Ribbed Paper examples (Normal Selvedge Plate No. 3) are visible from the front un-gummed side of the stamp.

One example of Wove Paper observed among Plate 3 Normal Selvedge examples.

12 examples of Regular Paper show the "Hatched" effect out of a total of 19 examples.

Plate No. 3 Hatched effect is less pronounced than that of Plate Nos. 1 & 2 examples.

\* Denotes Cracked Plate; \*\* Denotes a Partial Gum Variety

**1 Cent Mufti - Plate No. 3 (Narrow Selvedge)**

DESCRIPTION	UL	UR	LL	LR	Total	Paper	
						Hatched	Regular (Cloudy)
REGULAR PAPER, MOTTLED AMBER GUM Top/Bottoms n/a; Sides n/a mm	-	-	-	-	-	-	-
REGULAR PAPER, STREAKY AMBER GUM Top/Bottoms 9 - 10; Sides 8 mm +/- 1mm	1	1	2	-	4	-	4
REGULAR PAPER, YELLOWED SMOOTH GUM Top/Bottoms 9 - 10; Sides 8 mm +/- 1mm	1(P)	-	-	-	1	-	1
HATCHED PAPER, MOTTLED AMBER GUM Top/Bottoms n/a; Sides n/a mm	-	-	-	-	-	-	-
HATCHED PAPER, STREAKY AMBER GUM Top/Bottoms 9 - 10; Sides 8 mm +/- 1mm	-	3	3	1	7	7	-
RIBBED PAPER, MOTTLED AMBER GUM Top/Bottoms n/a; Sides n/a mm	-	-	-	-	-	-	-
RIBBED PAPER, STREAKY AMBER GUM Top/Bottoms n/a; Sides n/a mm	-	-	-	-	-	-	-
RIBBED PAPER, YELLOWED SMOOTH GUM Top/Bottoms n/a; Sides n/a mm	-	-	-	-	-	-	-
WOVE PAPER, MOTTLED AMBER GUM Top/Bottoms n/a; Sides n/a mm	-	-	-	-	-	-	-
WOVE PAPER, STREAKY AMBER GUM Top/Bottoms n/a; Sides n/a mm	-	-	-	-	-	-	-
WOVE PAPER, YELLOWED SMOOTH GUM Top/Bottoms n/a; Sides n/a mm	-	-	-	-	-	-	-
<b>Total Narrow Selvedge (Plate 3 - 1 cent Mufti)</b>	<b>2</b>	<b>4</b>	<b>5</b>	<b>1</b>	<b>12</b>	<b>7</b>	<b>5</b>

Notes: No Ribbed or Wove Paper examples of Narrow Selvedge Plate No. 3 plate blocks  
(P) Denotes Pre-cancelled Plate Block.

**1 Cent Mufti - Plate No. 4 (Normal Selvedge)**

DESCRIPTION	UL	UR	LL	LR	Total	Paper	
						Hatched	Regular (Cloudy)
REGULAR PAPER, MOTTLED AMBER GUM Top/Bottoms 14 - 17; Sides 12 mm +/- 1mm	-	-	-	-	-	-	-
REGULAR PAPER, STREAKY AMBER GUM Top/Bottoms 14 - 17; Sides 12 mm +/- 1mm	-	-	-	-	-	-	-
REGULAR PAPER, YELLOWED SMOOTH GUM Top/Bottoms 14 - 17; Sides 12 mm +/- 1mm	-	-	-	-	-	-	-
HATCHED PAPER, MOTTLED AMBER GUM Top/Bottoms 14 - 17; Sides 12 mm +/- 1mm	2	1	1	-	4	4	-
HATCHED PAPER, STREAKY AMBER GUM Top/Bottoms 14 - 17; Sides 12 mm +/- 1mm	1	1	-	-	2	2	-
RIBBED PAPER, MOTTLED AMBER GUM Top/Bottoms n/a; Sides n/a mm	-	-	-	-	-	-	-
RIBBED PAPER, STREAKY AMBER GUM Top/Bottoms 18; Sides 13 mm +/- 1mm	-	1	3	3	7	-	-
RIBBED PAPER, YELLOWED SMOOTH GUM Top/Bottoms n/a; Sides n/a mm	-	-	-	-	-	-	-
WOVE PAPER, MOTTLED AMBER GUM Top/Bottoms 15 - 17; Sides 12 mm +/- 1mm	2	1	2	1	6	-	-
WOVE PAPER, STREAKY AMBER GUM Top/Bottoms n/a; Sides n/a mm	-	-	-	-	-	-	-
WOVE PAPER, YELLOWED SMOOTH GUM Top/Bottoms n/a; Sides n/a mm	-	-	-	-	-	-	-
<b>Total Normal Selvedge</b>	<b>5</b>	<b>4</b>	<b>6</b>	<b>4</b>	<b>19</b>	<b>6</b>	<b>-</b>
<i>Total Narrow Selvedge</i>	<i>0</i>	<i>0</i>	<i>0</i>	<i>0</i>	<i>0</i>	<i>0</i>	<i>0</i>
<b>Total Plate No. 4 - 1 cent Mufti</b>	<b>5</b>	<b>4</b>	<b>6</b>	<b>4</b>	<b>19</b>	<b>6</b>	<b>-</b>

Notes: No examples of Narrow Selvedge Plate No. 4 plate blocks  
 No examples of Plate No. 4 plate blocks identified with Regular Paper

**1 Cent Mufti - Plate No. 5 (Normal Selvedge)**

DESCRIPTION	UL	UR	LL	LR	Total	Paper	
						Hatched	Regular (Cloudy)
REGULAR PAPER, MOTTLED AMBER GUM Top/Bottoms 14 - 17; Sides 12 mm +/- 1mm	1	3	3	1	8	-	8
REGULAR PAPER, STREAKY AMBER GUM Top/Bottoms 14 - 17; Sides 12 mm +/- 1mm	-	-	-	-	-	-	-
REGULAR PAPER, YELLOWED SMOOTH GUM Top/Bottoms 14 - 17; Sides 12 mm +/- 1mm	-	-	-	-	-	-	-
HATCHED PAPER, MOTTLED AMBER GUM Top/Bottoms 14 - 17; Sides 12 mm +/- 1mm	-	-	-	-	-	-	-
HATCHED PAPER, STREAKY AMBER GUM Top/Bottoms 14 - 17; Sides 12 mm +/- 1mm	-	-	-	-	-	-	-
RIBBED PAPER, MOTTLED AMBER GUM Top/Bottoms n/a; Sides n/a mm	-	-	-	-	-	-	-
RIBBED PAPER, STREAKY AMBER GUM Top/Bottoms 18; Sides 13 mm +/- 1mm	-	-	1	1	2	-	-
RIBBED PAPER, YELLOWED SMOOTH GUM Top/Bottoms n/a; Sides n/a mm	-	-	-	-	-	-	-
WOVE PAPER, MOTTLED AMBER GUM Top/Bottoms 15 - 17; Sides 12 mm +/- 1mm	-	1	1	2	4	-	-
WOVE PAPER, STREAKY AMBER GUM Top/Bottoms n/a; Sides n/a mm	-	-	-	-	-	-	-
WOVE PAPER, YELLOWED SMOOTH GUM Top/Bottoms 15 - 17; Sides 12 mm +/- 1mm	1	-	1	2	4	-	-
<b>Total Normal Selvedge</b>	<b>2</b>	<b>4</b>	<b>6</b>	<b>6</b>	<b>18</b>	<b>-</b>	<b>8</b>
<i>Total Narrow Selvedge</i>	<i>0</i>	<i>0</i>	<i>0</i>	<i>0</i>	<i>0</i>	<i>0</i>	<i>0</i>
<b>Total Plate No. 5 - 1 cent Mufti</b>	<b>2</b>	<b>4</b>	<b>6</b>	<b>6</b>	<b>18</b>	<b>-</b>	<b>8</b>

Notes: No examples of Narrow Selvedge Plate No. 5 plate blocks  
 No examples of Plate No. 5 plate blocks identified with Hatched Paper

**1 Cent Mufti - Plate No. 6 (Normal Selvedge)**

DESCRIPTION	UL	UR	LL	LR	Total	Paper	
						Hatched	Regular (Cloudy)
REGULAR PAPER, MOTTLED AMBER GUM Top/Bottoms 14 - 17; Sides 12 mm +/- 1mm	1	-	-	-	1	-	1
REGULAR PAPER, STREAKY AMBER GUM Top/Bottoms 14 - 17; Sides 12 mm +/- 1mm	-	-	-	-	-	-	-
REGULAR PAPER, YELLOWED SMOOTH GUM Top/Bottoms 14 - 17; Sides 12 mm +/- 1mm	-	-	-	-	-	-	-
HATCHED PAPER, MOTTLED AMBER GUM Top/Bottoms 14 - 17; Sides 12 mm +/- 1mm	2	-	-	1	3	3	-
HATCHED PAPER, STREAKY AMBER GUM Top/Bottoms 14 - 17; Sides 12 mm +/- 1mm	-	-	-	-	-	-	-
RIBBED PAPER, MOTTLED AMBER GUM Top/Bottoms n/a; Sides n/a mm	-	-	-	-	-	-	-
RIBBED PAPER, STREAKY AMBER GUM Top/Bottoms 18; Sides 13 mm +/- 1mm	1	1 (P)	1	1	4	-	-
RIBBED PAPER, YELLOWED SMOOTH GUM Top/Bottoms n/a; Sides n/a mm	-	-	-	-	-	-	-
WOVE PAPER, MOTTLED AMBER GUM Top/Bottoms 15 - 17; Sides 12 mm +/- 1mm	-	2 + 1(P)	1 + 1(P)	-	5	-	-
WOVE PAPER, STREAKY AMBER GUM Top/Bottoms 15 - 17; Sides 12 mm +/- 1mm	2	-	-	-	2	-	-
WOVE PAPER, YELLOWED SMOOTH GUM Top/Bottoms 15 - 17; Sides 12 mm +/- 1mm	-	2 + 1(P)	1	1	5	-	-
<b>Total Normal Selvedge</b>	<b>6</b>	<b>7</b>	<b>4</b>	<b>3</b>	<b>20</b>	<b>3</b>	<b>1</b>
<i>Total Narrow Selvedge</i>	<i>0</i>	<i>0</i>	<i>0</i>	<i>0</i>	<i>0</i>	<i>0</i>	<i>0</i>
<b>Total Plate No. 6 - 1 cent Mufti</b>	<b>6</b>	<b>7</b>	<b>4</b>	<b>3</b>	<b>20</b>	<b>3</b>	<b>1</b>

Notes: No examples of Narrow Selvedge Plate No. 6 plate blocks  
(P) Denotes Pre-cancelled Plate Block.

**1 Cent Mufti - Plate No. 7 (Normal Selvedge)**

DESCRIPTION	UL	UR	LL	LR	Total	Paper	
						Hatched	Regular (Cloudy)
REGULAR PAPER, MOTTLED AMBER GUM Top/Bottoms 14 - 17; Sides 12 mm +/- 1mm	2	-	2	-	4	-	4
REGULAR PAPER, STREAKY AMBER GUM Top/Bottoms 14 - 17; Sides 12 mm +/- 1mm	-	-	-	-	-	-	-
REGULAR PAPER, YELLOWED SMOOTH GUM Top/Bottoms 14 - 17; Sides 12 mm +/- 1mm	-	-	-	-	-	-	-
HATCHED PAPER, MOTTLED AMBER GUM Top/Bottoms 14 - 17; Sides 12 mm +/- 1mm	-	-	-	-	-	-	-
HATCHED PAPER, STREAKY AMBER GUM Top/Bottoms 14 - 17; Sides 12 mm +/- 1mm	-	-	-	-	-	-	-
RIBBED PAPER, MOTTLED AMBER GUM Top/Bottoms n/a; Sides n/a mm	-	-	-	-	-	-	-
RIBBED PAPER, STREAKY AMBER GUM Top/Bottoms 18; Sides 13 mm +/- 1mm	-	2	1	2	5	-	-
RIBBED PAPER, YELLOWED SMOOTH GUM Top/Bottoms n/a; Sides n/a mm	-	-	-	-	-	-	-
WOVE PAPER, MOTTLED AMBER GUM Top/Bottoms 15 - 17; Sides 12 mm +/- 1mm	-	-	-	-	-	-	-
WOVE PAPER, STREAKY AMBER GUM Top/Bottoms n/a; Sides n/a mm	-	-	-	-	-	-	-
WOVE PAPER, YELLOWED SMOOTH GUM Top/Bottoms 15 - 17; Sides 12 mm +/- 1mm	-	2	1 <sup>+</sup> 1*	1	5	-	-
<b>Total Normal Selvedge</b>	<b>2</b>	<b>4</b>	<b>5</b>	<b>3</b>	<b>14</b>	<b>-</b>	<b>4</b>
<i>Total Narrow Selvedge</i>	<i>0</i>	<i>0</i>	<i>0</i>	<i>0</i>	<i>0</i>	<i>0</i>	<i>0</i>
<b>Total Plate No. 7 - 1 cent Mufti</b>	<b>2</b>	<b>4</b>	<b>5</b>	<b>3</b>	<b>14</b>	<b>-</b>	<b>4</b>

Notes: No examples of Narrow Selvedge Plate No. 7 plate blocks  
 No examples of Hatched Paper examples among Plate No. 7 plate blocks  
 \* Denotes Cracked Plate Block.



**1 Cent Mufti - Plate No. 8 (Normal Selvedge)**

DESCRIPTION	UL	UR	LL	LR	Total	Paper	
						Hatched	Regular (Cloudy)
REGULAR PAPER, MOTTLED AMBER GUM Top/Bottoms 14 - 17; Sides 12 mm +/- 1mm	2	-	-	-	2	-	2
REGULAR PAPER, STREAKY AMBER GUM Top/Bottoms 14 - 17; Sides 12 mm +/- 1mm	-	-	-	-	-	-	-
REGULAR PAPER, YELLOWED SMOOTH GUM Top/Bottoms 14 - 17; Sides 12 mm +/- 1mm	-	-	-	1*	1	-	1
REGULAR PAPER, YELLOWED SMOOTH GUM <u>Thin Paper Variety</u> Top/Bottoms 14 - 17; Sides 12 mm +/- 1mm	-	1**	-	-	1	-	1
HATCHED PAPER, MOTTLED AMBER GUM Top/Bottoms 14 - 17; Sides 12 mm +/- 1mm	-	-	-	-	-	-	-
HATCHED PAPER, STREAKY AMBER GUM Top/Bottoms 14 - 17; Sides 12 mm +/- 1mm	-	-	-	-	-	-	-
RIBBED PAPER, MOTTLED AMBER GUM Top/Bottoms n/a; Sides n/a mm	-	-	-	-	-	-	-
RIBBED PAPER, STREAKY AMBER GUM Top/Bottoms 18; Sides 13 mm +/- 1mm	1	1	2	2	6	-	-
RIBBED PAPER, YELLOWED SMOOTH GUM Top/Bottoms n/a; Sides n/a mm	-	-	-	-	-	-	-
WOVE PAPER, MOTTLED AMBER GUM Top/Bottoms 15 - 17; Sides 12 mm +/- 1mm	-	-	-	-	-	-	-
WOVE PAPER, STREAKY AMBER GUM Top/Bottoms n/a; Sides n/a mm	-	-	-	-	-	-	-
WOVE PAPER, YELLOWED SMOOTH GUM Top/Bottoms 15 - 18; Sides 12 mm +/- 1mm	2	1	2	-	5	-	-
<b>Total Narrow Selvedge</b>	<b>5</b>	<b>3</b>	<b>4</b>	<b>3</b>	<b>15</b>	<b>-</b>	<b>4</b>
<i>Total Narrow Selvedge</i>	<i>1</i>	<i>0</i>	<i>0</i>	<i>0</i>	<i>1</i>	<i>-</i>	<i>-</i>
<b>Total Plate No. 8 - 1 cent Mufti</b>	<b>6</b>	<b>3</b>	<b>4</b>	<b>3</b>	<b>16</b>	<b>-</b>	<b>4</b>

Notes: No examples of Narrow Selvedge Plate No. 8 plate blocks

No examples of Hatched Paper examples among Plate No. 8 plate blocks

\* Denotes Cracked Plate Block.; \*\* Denotes Very Thin Paper Variety

**1 Cent Mufti - Plate No. 8 (Narrow Selvedge)**

DESCRIPTION	UL	UR	LL	LR	Total	Paper	
						Hatched	Regular (Cloudy)
REGULAR PAPER, MOTTLED AMBER GUM Top/Bottoms n/a; Sides n/a mm	-	-	-	-	-	-	-
REGULAR PAPER, STREAKY AMBER GUM Top/Bottoms n/a; Sides n/a mm	-	-	-	-	-	-	-
REGULAR PAPER, YELLOWED SMOOTH GUM Top/Bottoms n/a; Sides n/a mm	-	-	-	-	-	-	-
REGULAR PAPER, YELLOWED SMOOTH GUM <u>Thin Paper Variety</u> Top/Bottoms n/a; Sides n/a mm	-	-	-	-	-	-	-
<hr/>							
HATCHED PAPER, MOTTLED AMBER GUM Top/Bottoms n/a; Sides n/a mm	-	-	-	-	-	-	-
HATCHED PAPER, STREAKY AMBER GUM Top/Bottoms n/a; Sides n/a mm	-	-	-	-	-	-	-
<hr/>							
RIBBED PAPER, MOTTLED AMBER GUM Top/Bottoms n/a; Sides n/a mm	-	-	-	-	-	-	-
RIBBED PAPER, STREAKY AMBER GUM Top/Bottoms n/a; Sides n/a mm	-	-	-	-	-	-	-
RIBBED PAPER, YELLOWED SMOOTH GUM Top/Bottoms n/a; Sides n/a mm	-	-	-	-	-	-	-
<hr/>							
WOVE PAPER, MOTTLED AMBER GUM Top/Bottoms n/a; Sides n/a mm	-	-	-	-	-	-	-
WOVE PAPER, STREAKY AMBER GUM Top/Bottoms n/a; Sides n/a mm	-	-	-	-	-	-	-
WOVE PAPER, YELLOWED SMOOTH GUM Top/Bottoms 12 mm; Sides 9 mm +/-1mm	1	-	-	-	1	-	-
<hr/>							
<b>Total Narrow Selvedge (Plate 2 - 1 cent Mufti)</b>	<b>1</b>	<b>0</b>	<b>0</b>	<b>0</b>	<b>1</b>	<b>-</b>	<b>-</b>

**1 Cent Mufti - Plate No. 9 (Normal Selvedge)**

DESCRIPTION	UL	UR	LL	LR	Total	Paper	
						Hatched	Regular (Cloudy)
REGULAR PAPER, MOTTLED AMBER GUM Top/Bottoms 14 - 17; Sides 12 mm +/- 1mm	1	-	-	-	1	-	1
REGULAR PAPER, STREAKY AMBER GUM Top/Bottoms 14 - 17; Sides 12 mm +/- 1mm	-	-	-	-	-	-	-
REGULAR PAPER, YELLOWED SMOOTH GUM Top/Bottoms 14 - 17; Sides 12 mm +/- 1mm	-	2	1	1	4	-	4
HATCHED PAPER, MOTTLED AMBER GUM Top/Bottoms 14 - 17; Sides 12 mm +/- 1mm	-	-	-	-	-	-	-
HATCHED PAPER, STREAKY AMBER GUM Top/Bottoms 14 - 17; Sides 12 mm +/- 1mm	-	-	-	-	-	-	-
RIBBED PAPER, MOTTLED AMBER GUM Top/Bottoms n/a; Sides n/a mm	-	-	-	-	-	-	-
RIBBED PAPER, STREAKY AMBER GUM Top/Bottoms 18; Sides 13 mm +/- 1mm	-	-	-	-	-	-	-
RIBBED PAPER, YELLOWED SMOOTH GUM Top/Bottoms n/a; Sides n/a mm	-	-	-	-	-	-	-
WOVE PAPER, MOTTLED AMBER GUM Top/Bottoms 15 - 17; Sides 12 mm +/- 1mm	1	1**	2	-	4	-	-
WOVE PAPER, STREAKY AMBER GUM Top/Bottoms n/a; Sides n/a mm	-	-	-	-	-	-	-
WOVE PAPER, YELLOWED SMOOTH GUM Top/Bottoms 15 - 18; Sides 12 mm +/- 1mm	2	1	1	2	6	-	-
<b>Total Normal Selvedge</b>	<b>4</b>	<b>4</b>	<b>4</b>	<b>3</b>	<b>15</b>	<b>-</b>	<b>4</b>
<i>Total Narrow Selvedge</i>	<i>0</i>	<i>0</i>	<i>0</i>	<i>0</i>	<i>0</i>	<i>0</i>	<i>0</i>
<b>Total Plate No. 9 - 1 cent Mufti</b>	<b>4</b>	<b>4</b>	<b>4</b>	<b>3</b>	<b>15</b>	<b>-</b>	<b>4</b>

Notes: No examples of Narrow Selvedge Plate No. 9 blocks

No examples of Hatched or Ribbed Paper examples among Plate No. 9 plate blocks

\* \* Denotes Paper Crease Variety

**1 Cent Mufti - Plate No. 10 (Normal Selvedge)**

DESCRIPTION	UL	UR	LL	LR	Total	Paper	
						Hatched	Regular (Cloudy)
REGULAR PAPER, MOTTLED AMBER GUM Top/Bottoms 14 - 17; Sides 12 mm +/- 1mm	-	-	-	-	-	-	-
REGULAR PAPER, STREAKY AMBER GUM Top/Bottoms 14 - 17; Sides 12 mm +/- 1mm	-	-	-	-	-	-	-
REGULAR PAPER, YELLOWED SMOOTH GUM Top/Bottoms 14 - 17; Sides 12 mm +/- 1mm	-	-	-	-	-	-	-
HATCHED PAPER, MOTTLED AMBER GUM Top/Bottoms 14 - 17; Sides 12 mm +/- 1mm	-	-	-	-	-	-	-
HATCHED PAPER, STREAKY AMBER GUM Top/Bottoms 14 - 17; Sides 12 mm +/- 1mm	-	-	-	-	-	-	-
RIBBED PAPER, MOTTLED AMBER GUM Top/Bottoms n/a; Sides n/a mm	-	-	-	-	-	-	-
RIBBED PAPER, STREAKY AMBER GUM Top/Bottoms 18; Sides 13 mm +/- 1mm	-	-	-	-	-	-	-
RIBBED PAPER, YELLOWED SMOOTH GUM Top/Bottoms n/a; Sides n/a mm	-	-	-	-	-	-	-
WOVE PAPER, MOTTLED AMBER GUM Top/Bottoms n/a; Sides n/a mm	-	-	-	-	-	-	-
WOVE PAPER, STREAKY AMBER GUM Top/Bottoms n/a; Sides n/a mm	-	-	-	-	-	-	-
WOVE PAPER, YELLOWED SMOOTH GUM Top/Bottoms 14 - 17; Sides 12 mm +/- 1mm	1	1	1	1	4	-	-
<b>Total Normal Selvedge</b>	<b>1</b>	<b>1</b>	<b>1</b>	<b>1</b>	<b>4</b>	<b>-</b>	<b>-</b>
<i>Total Narrow Selvedge</i>	<i>0</i>	<i>0</i>	<i>0</i>	<i>0</i>	<i>0</i>	<i>0</i>	<i>0</i>
<b>Total Plate No. 10 - 1 cent Mufti</b>	<b>1</b>	<b>1</b>	<b>1</b>	<b>1</b>	<b>4</b>	<b>-</b>	<b>-</b>

Notes: No examples of Narrow Selvedge Plate No. 10 plate blocks  
Only Wove Paper examples with Yellowed smooth Gum identified to date

**1 Cent Mufti - Plate No. 11 (Normal Selvedge)**

DESCRIPTION	UL	UR	LL	LR	Total	Paper	
						Hatched	Regular (Cloudy)
REGULAR PAPER, MOTTLED AMBER GUM Top/Bottoms 14 - 17; Sides 12 mm +/- 1mm	-	-	-	-	-	-	-
REGULAR PAPER, STREAKY AMBER GUM Top/Bottoms 14 - 17; Sides 12 mm +/- 1mm	-	-	-	-	-	-	-
REGULAR PAPER, YELLOWED SMOOTH GUM Top/Bottoms 14 - 17; Sides 12 mm +/- 1mm	-	-	-	-	-	-	-
HATCHED PAPER, MOTTLED AMBER GUM Top/Bottoms 14 - 17; Sides 12 mm +/- 1mm	-	-	-	-	-	-	-
HATCHED PAPER, STREAKY AMBER GUM Top/Bottoms 14 - 17; Sides 12 mm +/- 1mm	-	-	-	-	-	-	-
RIBBED PAPER, MOTTLED AMBER GUM Top/Bottoms n/a; Sides n/a mm	-	-	-	-	-	-	-
RIBBED PAPER, STREAKY AMBER GUM Top/Bottoms 18; Sides 13 mm +/- 1mm	-	-	-	-	-	-	-
RIBBED PAPER, YELLOWED SMOOTH GUM Top/Bottoms n/a; Sides n/a mm	-	-	-	-	-	-	-
WOVE PAPER, MOTTLED AMBER GUM Top/Bottoms 15 - 17; Sides 12 mm +/- 1mm	-	-	-	-	-	-	-
WOVE PAPER, STREAKY AMBER GUM Top/Bottoms n/a; Sides n/a mm	-	-	-	-	-	-	-
WOVE PAPER, YELLOWED SMOOTH GUM Top/Bottoms 14 - 17; Sides 12 mm +/- 1mm	2	1	1	1	5	-	-
<b>Total Normal Selvedge</b>	<b>2</b>	<b>1</b>	<b>1</b>	<b>1</b>	<b>5</b>	-	-
<i>Total Narrow Selvedge</i>	<i>0</i>	<i>0</i>	<i>0</i>	<i>0</i>	<i>0</i>	<i>0</i>	<i>0</i>
<b>Total Plate No. 11 - 1 cent Mufti</b>	<b>2</b>	<b>1</b>	<b>1</b>	<b>1</b>	<b>5</b>	-	-

Notes: No examples of Narrow Selvedge Plate No. 11 plate blocks  
Only Wove Paper examples with Yellowed smooth Gum identified to date