



KING GEORGE VI POST & MAIL

January - April, 2016

Issue 32 revised

Inside this Issue

Cover Story	1
Chairman's Notes	1
New Members	1
Editors Desk	2
Foreign Exchange Control Board Part 5	3
The Royal Visit Issue of 1939 Part III	15
BNAPEX 2105 photo	21
South Georgia Island	23
Letters to the Editor	24
BNAPEX 2015 Exhibits Novice Award	28
Members for Sale corner	29
Members Wants	29

► Cover Story—by Gary Steele



Some areas of George VI postal history appear to be easily obtainable like domestic postage due covers. However, a good domestic postage due cover is very hard to find. This particular cover has many elements starting off as a 1941 advertising cover for National Paper Goods Ltd. On the lower edge of the cover is imprinted a Patriotic slogan 'Serve by Saving...' A 2 cent Mufti was applied for possibly a drop rate but was caught as it was going from Toronto to Hamilton, rated 3 cents, short-paid 1 cent and charged 2 cents due. This was collected at the General Delivery wicket with a 2 cent due stamp neatly tied to cover. A majority of domestic due covers never receive a hand-stamp failing to be tie the due postage, when applied by a local postman on their route.

► Chairman's Notes - by Gary Steele

Another new year has arrived in which we hope to achieve the impossible in collecting our specialties. On that note many members may not realize the beginning story of our Study Group. Eleven members attended the BNAPEX 2003 convention in London, chaired by **Doug Lingard**. **Stephen Prest** was eager to be the Editor, **Simon Claughton** agreed to be the Treasurer and when asked if someone wanted to be Chairman I have no idea how my hand rose up.

Also in attendance were: **Mike Street**, **John Burnett**, **Leopold Beaudet**, **Mark Isaacs**, **C. A. Stillions**, and **John Frith and Hendrik Burgers (both deceased)**.

Here we are in 2016 with so many subjects to study and write up. Our Study Group has far surpassed my expectations as we head towards 80 years of King George VI material in 2017.

► New Members

On behalf of the Study Group, we would like to welcome two new members, **Dave Bartlet and Brainard Fitzgerald**.

King George VI Study Group

The King George VI Study Group operates under the auspices of the British North America Philatelic Society (BNAPS)
- *The Society for Canadian Philately.*

Chairman:

Gary Steele,
83 Baker Drive,
Middle Sackville, Nova Scotia,
Canada B4E 1V2

E-Mail: gwsteele57@gmail.com

Treasurer:

Simon Cloughton,
P.O Box 628
Streetsville, Ontario
Canada L5M 2C1

E-mail: simon@berlet.com

KGVI Post & Mail Editor:

Ken Lemke
3488 Rubens Court
Burlington, Ontario
Canada L7N 3K4

E-mail:
kwlemke@sympatico.ca

Website: www.kgvi.ca
Webmaster e-mail:
stephen.prest@gmail.com

Dues (2014-15 cycle):

All addresses: C\$ 10.00

Please make cheques payable to
Mr. Simon Cloughton and marked
"KGVI Study Group"

Back Issues: \$2.50 Cdn; \$2.50 U.S;
or £1.50

BNAPS

Website: www.bnaps.org

Membership Information:

Andy Ellwood,
10 Doris Ave.,
Gloucester ON
Canada
K1T 2M8

E-mail:
andy_ellwood@rogers.com

► Editor's Desk

I would like to thank the membership for their patience and understanding while I recovered my health and strength. It was not a fun ordeal, but at long last I'm back enjoying our wonderful hobby..

I would especially like to thank **Stephen Prest** for covering for me and producing Issues 30 and 31 of *Post and Mail*.

Issue 32 of *Post and Mail* is a little larger than normal, as we received a number of letters to the Editor. This was an exciting development for me, as letters to the Editor promote discussion and sharing of information between members.

In this issue you will find two feature articles, as follows:

1) **Eldon Godfrey's** *Foreign Exchange Control Board (Part5), District Directors Role in Assurance of FECB Compliance Cont'd*. If you collect FECB covers, on pages 9—14 you will find images of all the District Directors Re-Sealing Hand Stamps. These pages are useful as a great reference.

2) **Donald J. LeBlanc's** *The Royal Visit Issue of 1939 Part III, The Decision for Bi-Coloured Stamps*. I think you will find this to be an extremely interesting article as the author takes us through the decision making process. I found the last line of the "Introduction" fairly refreshing, as our Government was concerned about spending an extra \$ 16,500! How times have changed. The article is also packed with proof images that are seldom seen.

On page 23, we have a lovely South George cover and story by new author **Joe Trauzzi**.

On pages 24—28 you will find a number of letters to the editor covering topics from: a) the number of unrevised KG VI printed b) additions to the known pre-cancelled War Issue plate blocks, c) earliest known use of FDC's d) an intriguing "crescent" cancel, and finally e) an ink smear.

Going forward, I would like to return to at least three issues of *Post and Mail*, but preferably four issues. This of course will depend on receiving material to publish. Please consider forwarding letters to the Editor, questions, your research, your "new find", an interesting cover for inclusion in *Post and Mail*. Articles may be of any length, large or small are welcome. KVI Newfoundland material is also welcome.

When submitting an article, Word documents are preferred and images should be separate from the text, and 300 dpi is best. If you are trying to show a flaw or detail on a stamp, then 600 dpi images are best. In the text of your article, indicating where you would like the image placed within the article is also helpful.

BNAPEX 2016 in Fredericton is fast approaching, hope to see you there.**KING GEORGE VI POST & MAIL**

King George VI Post & Mail is produced in Word using Microsoft Publisher. Manuscripts can be submitted to the Editor either by mail or, preferably, in electronic format with text documents in M/S WORD. Scanned illustrations (using a black background) should be sent as separate electronic files or colour photocopies.

Articles with no by-line are written or compiled by the Editor. All articles reproduced in KGVI Post & Mail are the copyright of the author. The King George VI Post & Mail is the copyright of the BNAPS King George VI Study Group.

ISSN 1919-40964

Foreign Exchange Control Board

Part 5

District Directors' Role in Assurance of FECB Compliance (Cont'd.)

By Eldon C. Godfrey

The District Directors' role [1] in assurance of FECB compliance was introduced in Part 4 of this series. The denial of censorship of mails directed to the USA [1.1], the instruction to use, when necessary, the re-sealing label of the Dead Letter Office [1.2] and the subsequent introduction of re-sealing labels unique to FECB purposes [1.3] was outlined and examples of the DLO and FECB re-sealing labels were presented.

In this Part 5, examples of the use of the re-sealing labels will be shown.

Following the instruction of September 22, 1939 [2] the DLO re-sealing label was put into use.




Figure 1 (a)



Figure 1 (b)

Registered at Montreal Sub P.O. No. 143 on November 13 1939, addressed to Norfolk, Virginia, U.S.A (See **Figure 1a and 1b**) and marked with the FECB bi-lingual compliance **PASSED FOR EXPORT // VISE POUR ENVOI A L'EXTERIEUR**, this envelope from appearance may in fact have been “received in damaged condition” and the appropriate use of re-sealing Form 1 D.L. (a) – 5,000 – 10-8-23 applied; however, while appearances may be deceiving,

Ordinary surface mail, mailed at Tillsonburg, Ontario on November 20, 1939 and marked with the FECB compliance **PASSED FOR EXPORT**, (see **Figure 2 on page 4**) would appear to have fallen within the “one item in fifty” [3] required of the Tillsonburg Postmaster to be examined by the District Director, in this instance the **District Director of Postal Services // LONDON, ONT.**

Recalling the correspondence of February 1, 1940 [4] instructing that any re-sealing stamp that is used should designate the article was opened under FECB authority, a subsequent information was provided on February 15, 1940 [5] that unique FECB re-sealing labels had been requisitioned from the *Equipment and Supply Branch*. As has been noted in Part 4, the 1st Printing of the FECB re-sealing label bore the date of requisition (15-2-40); however, I have found nothing to substantiate the date(s) on which the labels were made available to the various “examination offices”.



Figure 2

Use of the DLO re-sealing label continued in use; the latest example (**Figure 3**) of use in my collection being March 27, 1940. Readers having further interest in this subject and examples of later use of the DLO label for FECB purposes are asked to contact the writer or the editor.

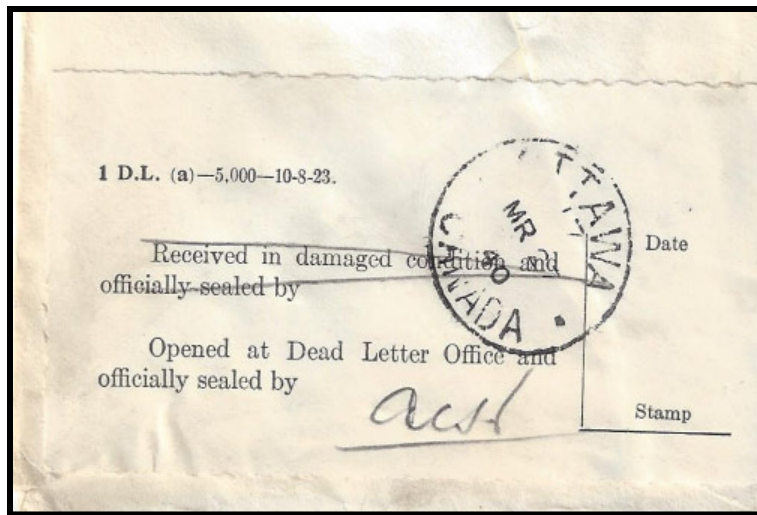


Figure 3

The majority of examples of the use of re-sealing labels are found folded onto the back of covers. This example, affixed entirely to the back of the envelope, is taken from a letter mailed in on March 27, 1940 from Ottawa to Milwaukee, Wisconsin, U.S.A. and marked with the FECB compliance **PASSED FOR EXPORT**.

*** DLO wording "Received in damaged condition and officially sealed by" has been crossed out by pen strokes.*

On April 2, 1940, District Directors and District Superintendents were instructed to use the new FECB re-sealing label for FECB purposes [6].

This example, (see **Figures 4 and 4(a) on page 5**) affixed entirely to the back of the envelope, is taken from a letter mailed on April 8, 1940 from Hull, P.Q. to Chicago, Illinois, U.S.A. and marked in manuscript "*Passed for Export*" and stamped **PASSED FOR EXPORT**.

Initially, 15 examination centres were established [3] and subsequently increased to the offices of 21 District Directors / District Superintendents. At present, I have identified eighty-eight (88) hammers or variations of indicia used by examiners in the re-sealing process.

A selection of examples of these examiners hammers are shown on page 5 (Figures 5, 6 and 7).




Figure 4a



Figure 4

In the most part, the marking of the hammer of the District “examination clerk” is found on the back of the envelope. A notable exception appears to be use in Calgary, where the marking is commonly found on the face of the envelope.



Figure 5



Figure 6

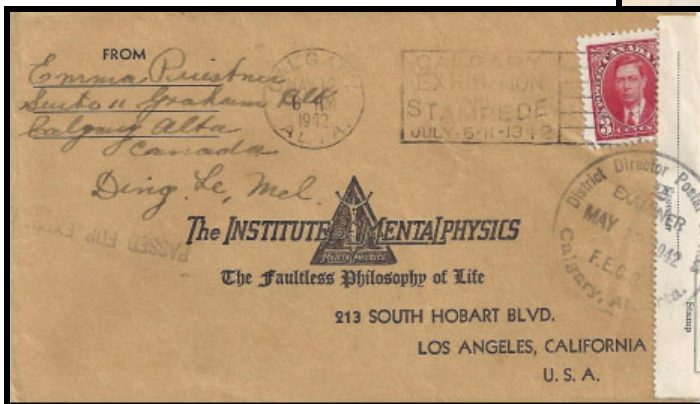


Figure 7

The three (3) markings of the office of the District Director of Postal Services // Calgary, Alberta.

Other markings less commonly found include:



Figure 8
HALIFAX, N.S.

Dated February 2, 1945, this is the only example I have seen bearing the words "Postal Censorship" used for re-sealing purposes.




Figure 9
Toronto, Ontario
Terminal A
REGISTERED
SEP 10 1940




Figure 10
Winnipeg, Man
JUN 3 1941

Examples of the abovementioned eighty-eight (88) hammers or variations of indicia may be found in Appendix A. These reproductions are sized for convenience and do not present actual dimensions of the marking. Appendix A forms the basis of my inventory of markings. It should be noted that "colour of the ink pad" has not been considered; a marking may be found in one or more colours.

Part 6 of this series will demonstrate the simple yet most effective role of the Canadian chartered banks in ensuring compliance with FECB Regulations.

References:

[1] Eldon C. Godfrey -- *King George VI Post & Mail Issue 29 (June 2013/July 2014)*.

[2] F.E. Jolliffe, Chief Postal Censor to E.J Underwood, Chief Superintendent of Post Office Services

[3] **P.T. Coolican**, Asst. Deputy Postmaster General Oct 27, 1939 to **Major L.A. Wilmot**, FECB c/o Bank of Canada

This communication confirms “one in every fifty articles which have been accepted and marked “*Passed for Export*”” and confirms 15 District Offices at which checks shall be conducted.

NA, RG3, Vol. 2592 File ARC – 3/2592/5

[4] **P.T. Coolican** to **G.C. Avery** -- Improper use of Form 1 D.L. (a)

NA, RG3, Vol. 2592 File ARC – 3/2592/5

[5] **G.C. Avery** to **H. Fortier** advising the requisitioning of gummed labels for the FECB

NA, RG3, Vol. 2592 File ARC – 3/2592/5

[6] Acting Chief Superintendent of Post Office Service to District Directors and Superintendents -- Formal instruction - Form 1 B

NA, RG3, Vol. 2592 File ARC – 3/2592/5

References to *National Archive Files* are taken from files which I have examined and from copies of research files of **Robert Lemire** and **Jeffery Switt** to whom I am extremely grateful.

Illustrations are taken from items in the author’s collection.

APPENDIX A

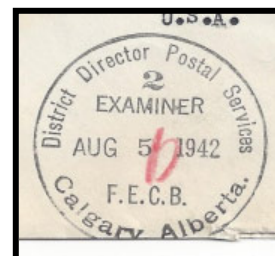
FECB—Post Office District Directors Re-Sealing Hand stamps—A Summary



CALGARY ALBERTA
E. S.
1



CALGARY ALBERTA
EXAMINER 1
FECB



CALGARY ALBERTA
EXAMINER 2
FECB




CHARLOTTE-TOWN
PEI
CDS

WINNIPEG,
Comma after



CHARLOTTETOWN
P.E. ISLAND

MAN.
“Services”



CHARLOTTETOWN
PEI
E. C.


FECB—Post Office District Directors Re-Sealing Hand stamps—A Summary



**EDMONTON ALBERTA
D. L. O.**




**EDMONTON ALBERTA
O. S.**



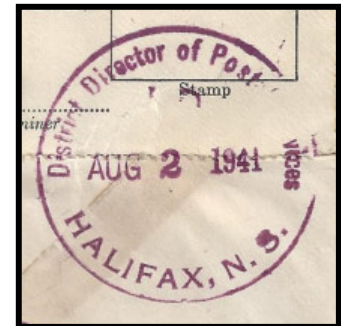
**EDMONTON ALBERTA
EXAMINER
FECB**



**EDMONTON ALBERTA
E. C.**



**HALIFAX N.S.
DOUBLE RING**



**HALIFAX N.S.
SINGLE RING**



**HALIFAX N.S.
Postal Censorship**



**HAMILTON ONT
E. C.
(sans serif)**



**HAMILTON ONT
E. C.
(serif)**



**HAMILTON CANADA
(sans serif)**




**HAMILTON CANADA
(serif)**



**LONDON ONT
BLANK
(Services – no comma)**

FECB—Post Office District Directors Re-Sealing Hand stamps—A Summary



**LONDON ONT
E
(Services comma)**



**LONDON ONT
E
(Services - no comma)**




MONCTON N. B.



**MONCTON N. B.
E. C. (27mm)**



**MONCTON N. B.
E. C. (30mm)**



**MONTREAL, CANADA
No. 272**




**MONTREAL CANADA
310**



**MONTREAL P.Q.
CANADA
No. 310
Double Ring**




**MONTREAL CANADA
315**



**MONTREAL CANADA
832**



**MONTREAL
CANADA
No. 835**



**MONTREAL CANADA
No. 881**


FECB—Post Office District Directors Re-Sealing Hand stamps—A Summary




**MONTREAL CANADA
No. 882**




**MONTREAL
CANADA
882**



**MONTREAL CAN-
ADA
No. 890**




**MONTREAL P.Q.
CANADA
905**




**MONTREAL CANADA
No. 918**




MONTREAL CANADA



**NIAGARA FALLS, ONT.
E C**




**NIAGARA FALLS, ONT.
BOX**




**MOOSE JAW, SASK.
2**



**MOOSE JAW, SASK.
E 2**



**MOOSE JAW, SASK
E. C.**




**NORTH BAY, ONT.
Single Ring**


FECB—Post Office District Directors Re-Sealing Hand stamps—A Summary



**NORTH BAY, ONT
Double Ring**



**OTTAWA CANADA
CDS
April 11 1940**



**OTTAWA
17**



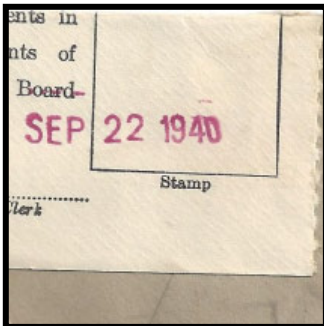
**OTTAWA
Examiner's Initials Only**




OTTAWA CANADA



**OTTAWA, CANADA
No. 31**



**OTTAWA
Examiner's Single Line
Date Stamp Only**



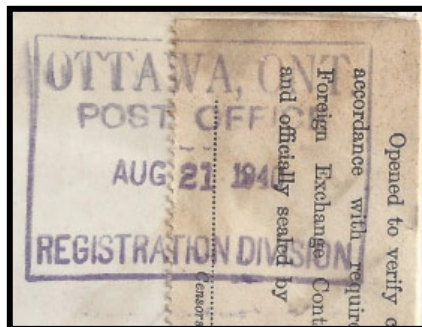
**OTTAWA, ONT
No. 19
Box**



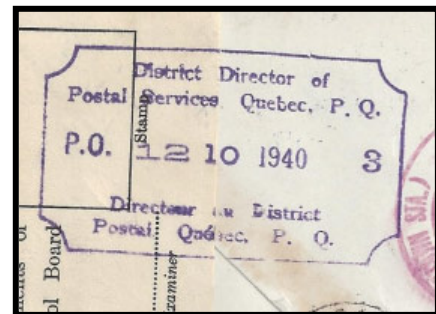
**OTTAWA, CANADA
REGISTERED**



**OTTAWA, CANADA
Registered**




**OTTAWA, ONT
REGISTRATION**




**DDofPS QUEBEC, P.Q.
P. O. 3
(Note: CANADA is not stated)**

FECB—Post Office District Directors Re-Sealing Hand stamps—A Summary



DDofPS QUEBEC, P.Q.
S. B. 4
(Note: CANADA is not stated)



QUEBEC
E. C.
(Note: CANADA is not stated)



QUEBEC, P.Q.
E. C.
(Note: CANADA is not stated)



REGINA, SASK.
28 x 21.5 mm




REGINA, SASK
28 x 23 mml



REGINA SASK
CDS



REGINA SASK
R
Irregular Box



SAINT JOHN, N.B.
E. C.



SAINT JOHN, N.B.
P. O.



SASKATOON, SASK.
E.
(Thick lettered Font)



SASKATOON, SASK.
O. S.



SASKATOON, SASK.
E.
(Thin lettered Font)

FECB—Post Office District Directors Re-Sealing Hand stamps—A Summary



TORONTO, ONT.
3 Letter Month




TORONTO, ONT.
Numeral Month



TORONTO, ONT.
REGISTERED



TORONTO, ONT.
Reg. Div. Postal Terminal



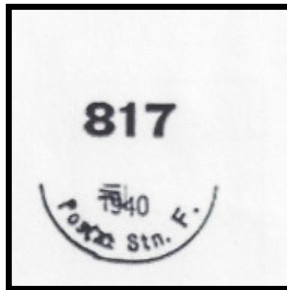
TORONTO, ONT.
3 Letter Month
Comma after Services



TORONTO, ONT.
E. C. (Large Font)



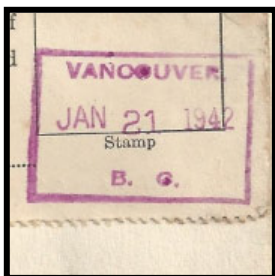
TORONTO, ONT.
E. C. (Small Font)



TORONTO, ONT.
**David H. Whiteley
Collection**



VANCOUVER, B. C.
(Large Font)



VANCOUVER, B. C.
(Small Font)
Wide B. C.




VANCOUVER, B.
C.
(Small Font)
(Irregular Box)



VANCOUVER, B. C.
Month at Top

FECB—Post Office District Directors Re-Sealing Hand stamps—A Summary




VANCOUVER, B. C.
Day at Top



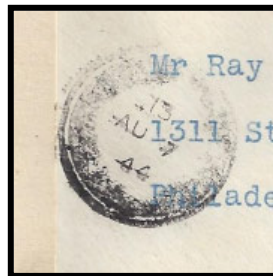
VANCOUVER, B. C.
Year at Top



VICTORIA CANADA
CDS



VICTORIA B. C.
CDS



VICTORIA B. C.
Wartime Blackout



WINDSOR ONT.
CDS



WINNIPEG, MAN.



WINNIPEG, MAN.
Comma after "Services"



WINNIPEG, MAN.

BNAPLEX 2016 Fredericton, 30 Sept –2 Oct. 2016



If you have never seen the fall colours in all their glory, now is the time to book your reservations for BNAPLEX 2016.

To fully enjoy the scenery, plan a few extra days either before the conference or after.

If you've never attended a BNAPS conference, this would be a great one with which to start. For our American friends, your dollar goes about 28% further as of this writing!

For more information regarding BNAPLEX 2016, full details can be found at www.bnaps.org

THE ROYAL VISIT ISSUE OF 1939 – PART III

THE DECISION FOR BI-COLOURED STAMPS

by

Donald J. LeBlanc

Introduction

In my previous article (Issue 31, page 3), I explained the many problems the P.O. Dept. faced in obtaining the authorized photographs from the Royal Family in late 1938 and early 1939, to prepare the proofs for the planned issue of 3 commemorative stamps for the Royal Visit to Canada in May 1939.

It is evident that without the active participation of the **Honourable Vincent Massey**, the High Commissioner, Canada House, in London, over a 3 months period from November 1938 to January 1939, these portraits would not have arrived in time and the stamps would have been issued long after the Royal Visit in May and June 1939.

While waiting for the arrival of the photographs, the P.O. Dept. also explored the possibility of issuing one, two or all three stamps in two colours, having received this suggestion from a few members of the public (see previous article in Issue 31).

On January 6th 1939, there was a memo to the Canadian Bank Note Company requesting quotations for the cost of preparing bi-coloured stamps. The reply contained much higher figures than the P.O. Dept. was willing to pay and the Dept. sent a second request for a reduced price, if possible. The printing company sharpened its pencils and sent new figures by January 15th 1939.

Basically, the cost of printing 200 millions stamps, that is 50 million each of the 1¢ and 2¢ and 100 million of the 3¢ stamps, in one colour, would cost \$50,000.00 (engraving included) and in two colours, \$66,500.00. Explanation: The stamps are prepared from line engraving. This process requires that dies have to be cut for every stamp in the sheet and two dies are required if we have two colours. Once ready for printing, all of the sheets have to pass through the process twice because of the two colours, thereby twice the work for the operator and this will take twice the time.

In context, one must remember that in 1939, Canada was primarily an agricultural country emerging slowly out of the Great Depression. The government was planning a very expensive Royal Visit to last over a month, from coast to coast, including not one, but two large trains travelling from city to city. Imagine all the banquets and receptions, co-ordination and security, travelling and publicity costs. An additional cost of \$16,500.00 for bi-coloured stamps was a luxury expense that the government could not justify or afford.

The decision after an internal letter of support

Mr H.E. Atwater, the Financial Superintendent, one of the instigators in October 1938 for the idea of the special commemorative issue of the Royal Visit stamps, sensing that the Dept. would reject these added and unjustifiable costs, decides to send a memo to the Deputy Postmaster General, to try to convince him and the Minister, that such an expense is justified. In reading this memo, one gets the sense that it was written by a stamp collector rather than by an accountant.

MEMORANDUM FOR DEPUTY POSTMASTER GENERAL

January 17th 1939 (1)

“In regards to the question of the suggested two-colour stamp instead of the ordinary single colour for the commemorative issue in connection with the visit of Their Majesties to Canada, a reduced price quoted by the Bank Note Company has been received.

“...The total cost of a single colour would be \$50,000.00. The cost of the double colour would be \$66,500.00, or the increase in cost for the two-colour stamps would be \$16,500.00 on a basis of 200,000,000 stamps ordered.

“Two-colour stamps are particularly attractive to collectors. It is estimated that we would sell at least 25% more to collectors of the two-coloured stamp than with the single colour. The total sales to collectors would much more than pay for the cost of the stamps and it is thought that the extra sales to collectors with two-colour stamps would pay for the additional cost, and perhaps leave additional profit as well.

“It is very strongly recommended therefore, that in view of the unique occasion which this commemorative issue represents, and the fact that the total cost to the Government would be more than provided for by sales to collectors, the opportunity should be taken, to have two-colour stamps for the whole issue.

H.E. Atwater

Financial Superintendent

One comment is in order. The suggestion of 25% more sales of postage stamps to stamp collectors is pure speculation. There are no statistics to support this assumption at that point in time, since the last and only bi-coloured Canadian stamp was the Imperial Penny Postage of 1898, known as the map stamp. At the turn of the century, stamp collecting was not considered a hobby in Canada.

In essence, the memo was a pure sale's pitch, but it seemed to have worked!!

LETTER TO THE CANADIAN BANK NOTE CO. LT

January 27th 1939 (2)

“Dear Sirs,

“I had to advise you that the Honourable Postmaster General has approved the printing in two colours of the three denominations (1¢, 2¢ and 3¢) of the new issue of postage stamps.

“Will you kindly proceed at once with the work.

Yours Very Truly

John A Sullivan

Deputy Postmaster General

The Engravers

In December 1938, the design of the 3 stamps was left in the capable hands of **Mr Herman Herbert Schwatz**, the senior engraver who had been in charge of many Canadian issues beginning with the **Confederation Issue** of 1927. (3). Due to the urgency of starting the work without the photographs, he assigned six different engravers, 3 for the center portraits and 3 for the outside frames.

For the King and Queens portraits, who more qualified than **William F. Ford**? He had recently engraved the **Coronation** portraits of the King and Queen in 1937 (#237) as well as the “Mufti” portrait of the King, also in 1937. (# 231-236). Previous to these works of art, he had engraved the **Baldwin and Lafontaine** portrait in 1927. (# 148) as well as the **Princess Elizabeth** stamp of 1935 (#211). His talent was not limited to portrait stamps; he engraved the 50¢ **Victoria Parliament Buildings** in 1935 (#226) , the 13¢ **Halifax Harbour** in 1938 (#242) and later on, the 13¢ **Ram Tank** in 1942 (#258).

For the Princesses portraits, the task was left to **Sydney F. Smith**. Other portrait stamps to his credit are the 2¢ **Duke of York** of 1935 (#212), the 3¢ **George V& Queen Mary stamp** (#213). Other engraving gems: 10¢ RCMP on horseback (#223), \$1.00 **Champlain Monument** (#227) and the spectacular \$1.00 **Destroyer** (#262).

Finally, for the **National Monument** stamp, the engraver was **Joseph Killer**, a much younger engraver than the two others, but who had already completed the 10¢ **Windsor Castle** stamp (#215) and the 13¢ **Confederation Charlottetown** Stamp (#224). Later on, during the war, he would engrave the **Air Mail Special Delivery** stamp (# CE1). He continued engraving many stamps after the war, including #272, #316 and #334.

Colours for the Issue

This question should not be an issue. Since the admirals, all 1¢ stamps have been green in colour, the 2¢ brown and the 3¢ carmine or dark carmine. End of story! Not quite. These colours would be the colours of the outside frame, but what about the colours for the portraits and the Monument?

For the 3¢ King and Queen stamp, the engravers proposed two die proofs to the P.O. Dept. for their approvals with two different shades of purple as the portrait colour, that is dull violet (P.3 Purple) and the other, deep violet (20 Purple). Both of these die proofs are in the National Archives (4), but I have reproduced only one in Illustration 1 (**page 17**)



Illustration 1

Die proof, trial colour, steel engraving on india paper sunk on card, carmine (frame) and dull violet (P.3 Purple). Canadian Bank Note Company Limited submitted 2 different die proofs as colour trials with two different shades of violet, the one above and the other a deep violet (20 purple). The P.O. Dept. finally decided to reject both and request black as the portrait colour.

(Library and Archives Canada)

Note: Image has been cropped.

Eventually, a black shade was chosen over these two shades of violet.

There is more variety with the center colour of the 2¢ Monument stamp. The first reference I found in the Archives is a memo dated March 6th 1939, in which H.E. Atwater, the Financial Superintendant recommends certain colours to the Acting Deputy Postmaster General. (5)

“With regard to the question of colours to be used for the stamps commemorating the Royal Visit, it is suggested that the 2¢ stamp, depicting the National Memorial, be printed in the following colours: Border- warm brown, Vignette- bright violet.

“This combination of colours has been used with good effect by other Postal Administrations in two-colour designs, and it is believed it would give the best results in the case of the National Memorial stamp.”

Who says that accounting work is boring??

The P.O. Dept. went ahead with this recommendation since I found in the Archives a type-written memo entitled **ITEM FOR THE PRESS** where it is indicated: “2 cents, brown and violet”.

However, someone crossed out the word violet and wrote above it with a pen “sky blue”. In passing, I did not find any die proofs in the Archives in either violet or sky blue as the center colours of the 2¢ stamp.

Finally, the matter is resolved on March 17th 1939 with a memo from **H.E. Atwater**. (6).

Memorandum for File 13-7-23

“On March 16th, the die proof of the 2¢ commemorative postage stamp for the Royal Visit was handed personally. (i.e. Returned) to Mr Toller, President of the Canadian Bank Note Company, in the Minister's Office, the Minister having just given decision as regards the colour.

“The Minister has decided that he wishes the stamp to be printed in black instead of blue, i.e., black center, with the regulation colour (brown) for the edge.

This memo confirms that the Minister always had the last choice of colours and by returning the die proof with a blue center, indicating “Reject”, it explains why there is no die proof in that colour in the Archives. Also to note the importance of these decisions: the President of the company went personally to meet the Minister.

There is no issue with the 1¢ stamp, since my research has always indicated green and black. This could be explained by the late arrival of the portraits or the fact that not many colours contrast with green. In any event, black is the final colour chosen for the center of all three stamps.

I am terminating my article with numerous illustrations and photos, either from my own collection or from the Archives.

In my next article, we will discuss "The Impossibles".

Any questions or comments may be addressed to jeanmall@hotmail.com.

Good hunting!

Donald J. LeBlanc

References

(1) Library and Archives, Canada. File 13-7-23, Memorandum for Deputy Postmaster General from **H.E. Atwater**, Financial Superintendent, P.O. Dept. Dated January 17th 1939.

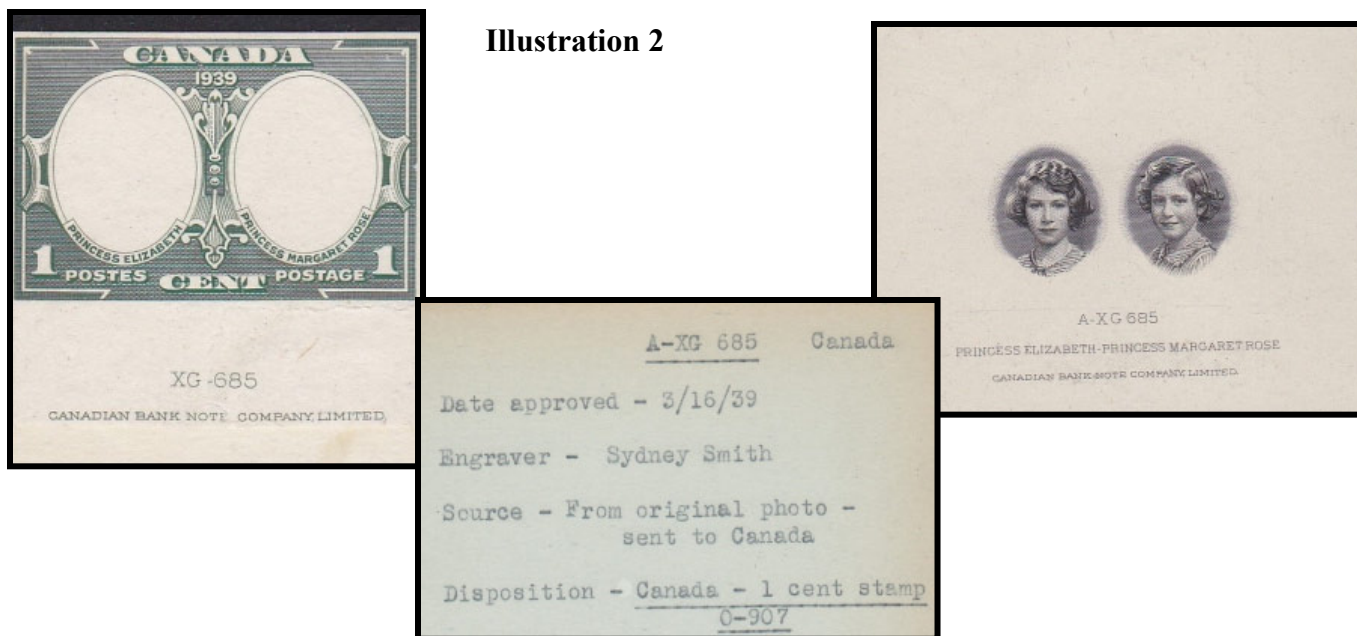
(2) Library and Archives, Canada. File 13-7-23. Letter to the Canadian Bank Note Co. Ltd from **Mr. John S. Sullivan**, Deputy Postmaster General, P.O. Dept., dated January 27th 1939.

(3) For more information on chief designer **Herman Herbert Schwartz**, refer to my article found in the King George VI Post and Mail, Issue 26 at pages 3 to 9. A great article may be found in the Canadian Philatelist (Vol. 38 # 4, July-Aug., pages 264 to 269).

(4) Library and Archives, Canada. a) Item number 1990-241.0460. Description: 1 die proof, colour trial, steel engraving on india paper, sunk on card, carmine (frame) and deep violet (20 Purple) for center portrait, measuring 15.1 X 22.7 cm. b) Item number 1990-241.0461. Description: 1 die proof, colour trial, steel engraving on india paper, sunk on card, carmine (frame) and dull violet (P.3 Purple) for center portrait measuring 15.1 X 22.7 cm.

(5) Library and Archives, Canada. Memo dated March 6th 1939, from H.E. Atwater, Financial Superintendent to the Acting Deputy Postmaster General, Doc #ASD/9.


(6) Library and Archives, Canada. Memorandum, from H.E. Atwater to his file 13-7-23, to confirm final decision on colour for the 2¢ stamp. Dated March 17th 1939.



Illustrations 2 (page 18), 3 and 4 (page 20): Complete set of the three stamp-size die proofs of the frames with die numbers "XG-685 to 687" and "Canadian Bank Note Company Limited" imprint and three stamp-size die proofs of portraits and Monument with die numbers "A-XG-685 to 687" and "Canadian Bank Note Company Limited" plus names of the Princesses on the 1 cent, name of the Monument on the 2 cent and the names of the King and Queen on the 3 cent. American Bank Note Co. sold these items in their famous auction sale about 20 years ago with the index cards. Probably unique (Author's private collection).



Illustration 3



A-XG 686 Canada

Date approved - 2/27/39

Engraver - Joseph Keller

Source - From original photo - sent to Canada

Disposition - Canada - O-907
2 cent stamp



Illustration 4



A-XG 687 Canada

Date Approved - 3/3/39

Engraver - William Ford

Source - From original photo - sent to Canada

Disposition - Canada - O-907
3 cent stamp

Illustration 5: Princess Elizabeth, Princess Margaret Rose, 1 cent, 1 sheet, progressive plate proof, steel engraving, black, 41.3 X 56.4 cm. (Library and Archives, Canada)





Illustration 6: National War Memorial, Ottawa, 2 cents, 1 sheet, progressive plate proof, steel engraving, black, 56.0 X 40.3 cm. (Library and Archives, Canada)




► **King George Study Group, BNAPEX 2015 at Niagara Falls, Canada**



Inset shows Gary Steele (standing at right), Ken Lemke (sitting) and Donald J. LeBlanc addressing the group. Minutes of the meeting were distributed earlier this year under a separate email. If you didn't receive a copy or have misplaced yours, please let me know at kwlemke@sympatico.ca and I'll send you a copy. Members in attendance were **Simon Cloughton, Bernie Finkelstein, Joe Trauzzi, Doug Lingard, Robert Haslewood, Mark Isaacs, Judi Sterling Rubin, Eldon, Godfrey, Earle L. Covert, Sid Mensinga, Dennis Marek, C.A. Stillions, Paul Sneyd, Derek Smith, Leopold Beudet, Robert Lemire, Mike Street, Peter MacDonald, Jim Woodfill, Gary Steele, Ken Lemke and Donald J. LeBlanc.**

KING GEORGE VI POST & MAIL

Illustration 7: H.M. King George VI, H.M. Queen Elizabeth, 3 cents , 1 sheet, progressive plate proof, steel engraving, black, 41.7 X 56.6 cm (Library and Archives, Canada)



South Georgia Island

By Joe Trauzzi

In 1775 **Captain James Cook**, the famous explorer and map maker of Newfoundland and the Saint Lawrence River mouth, circum-navigated an island approximately 1400km south east of the Falkland Islands. He landed and claimed the island for Great Britain, naming it South Georgia after the King George III. The island was administered for Great Britain by the Falkland Island Dependencies until 1985 when it became its own territory. Argentina claimed the island in 1927 and continues to do so this day. There are no permanent inhabitants living on the island anymore, only seasonal residences.

During the King George VI era some of the important buildings on the island were the government administration office, a meteorological office, and seven whaling stations. The largest whaling station, Leith Harbour was located on the northeast coast and operated from 1909 to 1965.

The cover (Illustration 1) was mailed from North Bay, Ontario on Aug 16, 1939 to Leith Harbour Whaling Station, South Georgia, South Atlantic. The airmail rate of thirty five cents per 1/4oz to South America was used even though the island is over 1400km from South America. The cover was flown fairly quickly from North Bay to Artigas??, Uruguay (Aug ??) then to Montevideo, Uruguay (Aug 24) then sent by ship to Port Stanley, Falkland Islands (Sep 27) then finally delivered, via ship to South Georgia.

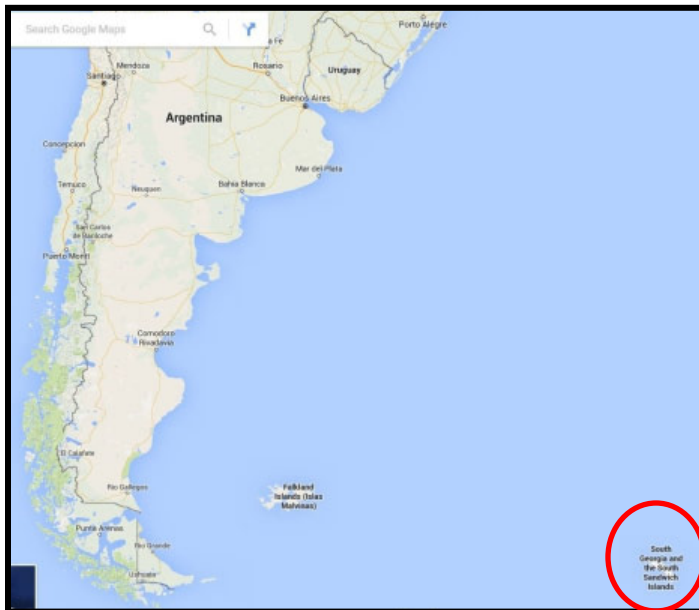
It is mailed in a three cent postal stationery envelope with added Royal Visit, Mufti, and Airmail stamps to make up the thirty five cent rate. It has an air mail sticker and censor tape on the back (Illustration 2).



Illustration 1



Illustration 2 (above)



South Georgia and South Sandwich Islands

► Letters to the Editor

What is the correct number — from Peter Kritz

Hi Ken

A query for the next issue of *Post and Mail* perhaps.

Unitrade and the Postal archives site publishes amounts of stamps issued. Both reference the book “Canada’s Postage Stamps” published in 1964.

In researching the George VI unrevised issue I received a report copy from the archives written by **J.R. Carpenter**, Superintendent, Postage Stamp Division

Editor’s note: by unrevised , it is assumed we are referring to Unitrade 289—293, and 295-296

And sent to **L.J. Mills**, Director of Financial Services dated May 25, 1949.

The report is 4 pages long and discusses the creation and printing of the unrevised issue and within the report he states the numbers printed as follows:

1 cent	77,000,000	1 cent coils	3,000
2 cent	10,000,000	1 cent pre-cancelled	3,000
3 cent	100,000,000	3 cent coils	5,000
4 cent	100,000,000		
5 cent	5,000,000		

Canadian Postal Archives Database References the **Patrick’s** book pages 88-89 and shows the following which is consistent with Unitrade

1 cent	88,200,000
2 cent	10,200,000
3 cent	104,385,000
4 cent	101,100,000
5 cent	5,000,000

Which is correct?? How do we know? Maybe a topic for discussion.

No reference to coils on the archives and so not sure how the count for them would be dealt with.

New listing for the Pre-cancelled Plate Blocks of the War Issue —from Donald J. LeBlanc

Mr. Lemke,

In Issue 28 of the *King George VI Post and Mail* at pages 3 to 8, I wrote an article listing the different positions of the War Issue Pre-cancelled plate blocks. I requested members to send their scans of unlisted positions.

One who answered immediately is **Mr. Bruce Field**, with 5 scans and I thank him for his letter of encouragement. I found others during the past two years and I felt I should publish these new additions to be added to my previous list. There are at least 20 new additions.

If anyone wants the combined list, please send me a note and I will send them the revised list by email: donald.leblanc2@gnb.ca.

If anyone has any positions that are not on the list, please send me a scan and they will be included in future lists.

Yours truly,

Donald J. LeBlanc

New additions to the list are on page 25

Additions to the list of the Pre-cancelled War Issue Plate Blocks

<u>NUMERICAL</u>	<u>CITIES</u>	<u>DENOMINATION</u>	<u>IDENTIFICATION</u>	<u>POSTION (PLATE # AND POSITION)</u>
2310	Brantford	1 ¢	4-249	24LL, 30UR
3080	Guelph	1 ¢	2-249	11UR
3366	Kitchener	2 ¢	2-250	5UL, 6UR
3470	London	1 ¢	5-249	8UL
4530	Toronto	1 ¢	15-249	30UL, 31UL
4940	Windsor	1 ¢	5-249	24UR
7550	Saskatoon	1 ¢ 2 ¢	3-249 3-250	15LL, 23LR 5UL
9780	Vancouver	1 ¢ 3 ¢	6-249 6-252	24LR 34UL

EKU's for First Day Covers—*from Jeff Parks*

Ken

Welcome back as editor of *KGVI Post & Mail*. I have a request regarding the IM group and an Item for the P&M. First I am interested in joining the Illustrated Mail group – I see your name is listed as contact on the BNAPS site. I have just received and finished an exhibit (Novapex 2015 Regional – Vermeil) on the illustrated mail of Clayton and Sons Halifax. And now this has fuelled my interest in IM esp. for NS firms. I will probably contribute to the IM newsletter at some point.


Second. I have attached an FDC as a follow up to Gary Dickinson's Issue 31 article on Early Uses of the 1950 Unrevised issue. This one is dated Saskatoon Jan 23 1950 which fits nicely into Gary's table of EKU dates.

I also have included a Lower West Pubnico NS cover from 28 March 1950 that may not be an EKU date but LW Pubnico would certainly be far enough off the beaten path to warrant a review of when they might have received this issue as per the closing line of the article.

Regards

Jeff

See page 26 for referenced covers



Saskatoon unrevised FDC, dated
Jan 23, 1950

Lower West Pubnico
cover dated 28 March



Crescent Cancel—*from James Wardell*

Editor's note: The following is an email thread (which actually starts on page 27) between James Wardell and Dave Lucelle regarding a crescent cancel on a pair of 2 cent War Issue Stamp. Mike Street was also involved in the correspondence and suggested that the email exchange and the image be submitted to our Study Group as someone may be able to shed some light on the cancel. See page 27 for cover and cancel in question.

Sun, Nov 15, 2015 at 7:47 PM, JAMES WARDELL <jameswardell@sympatico.ca> wrote:

Hi Dave. Thanks for the response on this cover. I look forward to anything you and Mike can come up with. And yes, feel free to use it in your newsletter.

As to joining the group, thanks for the invite, but my collecting interests are shifting somewhat lately. So I will pass thank you.

Though my interests have varied and I do collect a variety of things, I am zeroing in on postal history, or what a back issue of your journal called 'social postal history', especially regarding stampless covers and letters, particularly of the Niagara Region.

However, as I said, I look forward to learning more of this cover, since it's obviously postal history as well.

Cheers

James

Continued on page 27

Hi James,

What an interesting little beastie, and definitely good material for our next newsletter. My first glance opinion was that it was a WWII 'blackout cancel', but you are correct the OHMS overprints were only started in 1949, and replaced by "G" in 1950. As it is on an OHMS cover, and these overprinted stamps were (supposed to be) used by Federal government employees, I would guess it originated in UIC Ottawa, where the Belleville address was stamped on. (Very similar ink to the cancel.) This is past my area of expertise however. I am also unsure of the 4 cent rate?

I've cc'd this to Mike Street as he has an interest in this era, and may be able to shed some light on it.

Want to join the group? Dues are \$10.00 per year, and the first year for new members is free.

Thanks again,
Dave.Lacelle

Hello Mr. Lacelle

First let me thank you for your Fancy Cancels book. It's been a terrific help on a number of occasions tracking down postal markings.

However I have one here I can seem to find. I've been perusing your newsletters on the BNAPS site, but haven't seen it there either (it's probably the next issue, but I just haven't got to it yet!). I'm hoping you can help me with this.

It is a simple crescent moon cancel on an OHMS cover sporting two KGVI War issue OHMS stamps. There is no other CDS or cancel on the cover, so I can only assume, from the stamps that it's early to mid 1950s.

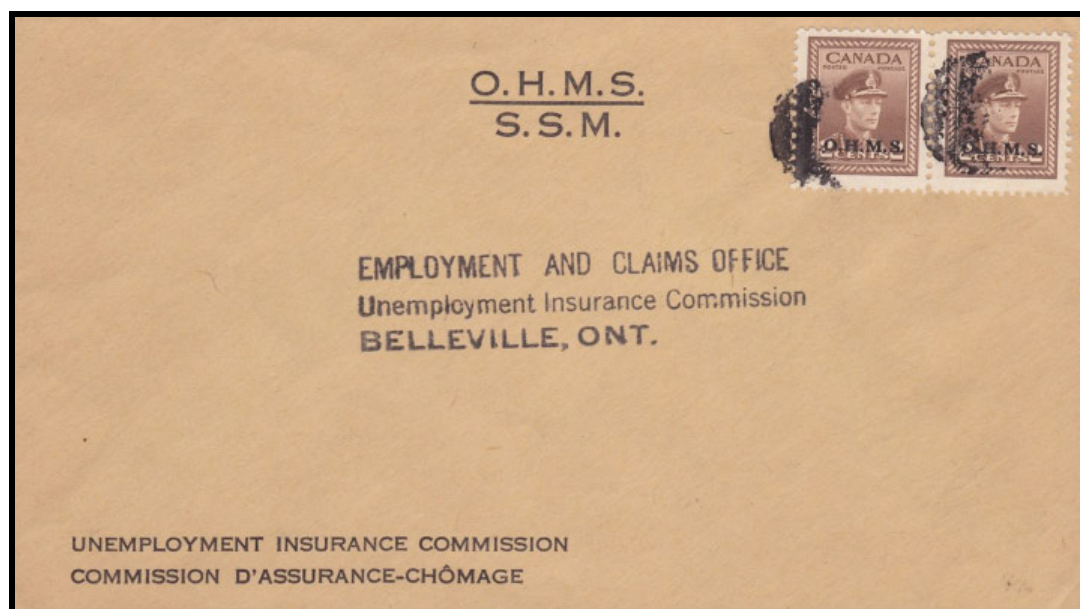
I have to say that I was a little surprised to see cork cancels on such a late cover, but I do see several George VI's in your newsletters, so I suppose it's not that unusual.

The only assumption I can make from this is that its from the Belleville area, since it is going to the Belleville Employment Claims office, and one must assume that someone is going to make their claim local to where they live.

Anything else you can tell me would be a huge help.

Much thanks

James Wardell



Ink Smear—from Gary Steele

Hi Ken,

Here is a fantastic item from the War Issue. On plate #7 UL of the 3 cent violet War Issue.

It appears that a piece of linen cloth was left on the printing plate. When the sheet was printed with ink, the ink spread out similar to a long caterpillar in the margin spreading from position 1 past position 10 into the right margin and slightly into the upper middle stamps.

Because it was in the margin it may not have been pulled for poor printing.

Gary



► BNAPEX 2015 Exhibit Novice Award being received by Eldon Godfrey

Below is a photo of King George VI Study Group member Eldon Godfrey receiving the Order of the Beaver Novice Award. This award is presented to the Best Exhibit by a first time exhibitor. In addition to the award, Eldon’s exhibit (*Foreign Exchange Control in Canada. The Role of Canada Post, 1939– 1951*) was awarded a gold medal. Presenting the award are OTB members **Bill Walton** and **Mike Street**. Congratulations Eldon!!



► Members' For Sale Corner

For sale –KG VI Stamps and Postal History

Member Dealers can help you find that special item you are looking for

See the back page of Issue 30 for further details

Dave Jones has a few hundred MNG Unitrade 285 plate blocks (3, 6, 7 and 8); 286 (plates 12, 13 and 14) for sale and a few 306 (plate 18) also some mint and NG singles for these issues. If of interest to anyone studying these issues please email shibumi.management@gmail.com. Not looking for a million dollars.

► Members' Wants

Precancel plate blocks, precancel varietes and Precancels on cover wanted: Gary Steele, is willing to trade for anything he has listed on Ebay under **Sportster**.

Dead Letter Office Covers - All Issues Gary is also looking for DLO covers for the 1937 - 52 period.

KGVI Covers with Foreign Postage Dues Gary is also interested in underpaid Canadian covers to foreign destinations charged/marked Postage Due and paid with foreign dues or regular stamps. Gary can be reached by email at gwsteele57@gmail.com

Mufti Pre-cancels Bruce Field is seeking any values of Mufti pre-cancel warning strips of 20. Bruce can be contacted by e-mail at a.b.field@sympatico.ca

Peace Issue Rates and Destinations Mike Street is looking for Peace Issue Stamps (Sc #s 268-273, C9, CE 3-4 and E11) on mail to China and the American Pacific (Hawaii, Guam, Samoa, Philippines) up to June 1952 but especially Sept 16-Nov 15/1946. Also Parcel post anywhere, legitimate paquebot and unusual foreign destinations, including Russia and components of the USSR from 1946 to June 1952.

Members

Your Want or For Sale List Could be Here

Contact Ken at kwlemke@sympatico.ca

► Members' Wants

Covers Wanted Eldon Godfrey is seeking "Mail Suspended Service" and "Foreign Exchange Control Board" covers. His e-mail address is ecg@godfrey-godfrey.ca

KGVI Booklets - All Issues Eirwyn Jones is looking to buy/sell/exchange KGVI booklets and has duplicates to offer. Eirwyn can be contacted by mail at 10 Low Green, ATHERTON, Manchester, United Kingdom M46 9HS or by email at jennifer.jones45@btinternet.com

KG VI Patriotic Covers Bill Verbruggen is assembling a collection of KG VI Patriotic Covers for the purpose of studying the Postmarks used. He's interested in corresponding with study group members who can assist him with:

- * Postmarks used during the KG VI era
- * Cachets produced during the era.
- * Any references pertaining to the above mentioned subject.

His e-mail address is verbill@dccnet.com

George VI Postes-Postage production materials

Peter Kritz is asking for members' help in locating any production materials for the George VI Postes-Postage or withdrawn issues including any press releases or correspondence they may have for these issues. Also looking for #285 Plate #4 UR. Peter can be contacted by email at pkritz@coldwellbankerpbr.com

Postmarks on KG VI wanted: Patrick Moore in Bonn, Germany, is looking for a nice large collection or collections of clear and readable postmarks on KG VI stamps. Geographic diversity rather than scarcity is important. His e-mail address is patrick.moore@snaflu.de

1949 - 51 Postes-Postage Greg Spring is looking for in period postal history items featuring the last Canada KGVI issues incl. overprints postally used to destinations outside of Canada and the US particularly, dated 1949 but no later than Feb 6, 1952 (the King's death). Greg can be contacted by email at g.m.spring@asch.co.uk.

KGVI Period Articles Wanted Your Editor is always looking for articles or images of special items from Members for future Post & Mail Issues. Also this space is available for any member who wishes to place a Want List ad. Detailed want lists can be published on the Study Group website. Contact Ken or Stephen for further info at snail mail or email addresses given on page 2 of the Post & Mail.